



PUBLIC SAFETY PRODUCT CATALOG

VIDEO SECURITY & ACCESS CONTROL SOLUTIONS

THE FIRST AND ONLY MISSION-CRITICAL ECOSYSTEM

Motorola Solutions has created the mission-critical ecosystem built for public safety. It shares knowledge across your entire operation to enable powerful collaboration, streamline workflows and drive performance. A single platform — where communications, software, video and services operate seamlessly together — to reveal the insights which drive meaningful change.



**LMR
MISSION CRITICAL
COMMUNICATIONS**



**SAFETY
REIMAGINED**

**VIDEO
SECURITY &
ACCESS CONTROL**



**COMMAND
CENTER
SOFTWARE**

**MANAGED &
SUPPORT SERVICES**



VIDEO SECURITY & ACCESS CONTROL

KNOW WHAT IS HAPPENING. ACT WITH CERTAINTY.

Our expansive portfolio of cameras, access control, infrastructure and management software is combined with powerful, AI-enabled analytics that take your video system from passive observer to active partner.

With high-definition cameras that continuously scan, analyze and learn from their environment, you get unprecedented visual detail combined with situational awareness to inform the best response.

Investigations that once took hours or days, now take minutes with advanced search capabilities and integrations across the ecosystem that enable effortless sharing and collaboration.

At Motorola Solutions, we create a safe world.



PUBLIC SAFETY

LAW ENFORCEMENT SOLUTIONS



BODY-WORN CAMERAS

6

VB400 Cameras	7
Accessories	8
Camera Docks	9
RFID Reader & Accessories	10
DockController	11



VIDEO & CAMERA MANAGEMENT SOFTWARE

12

For VB400 Body-Worn Cameras	
VideoManager Software	13



ACCESS CONTROL

14

ACM Software	15
Access Control Manager (ACM) System	16
Hardware & Integrations	17

COMMUNITY VIDEO SECURITY



FIXED CAMERAS

19

H5 Pro Cameras	20
H5A Cameras	21
H5A Explosion-Protected Cameras	23
H5A Fisheye Cameras	24
H5A Corner Cameras	25
H5A Dual Head Cameras	26
H5A-PTZ Cameras	27
H5A Rugged PTZ	28
H5SL Cameras	29
H5M Cameras	30
H4 Mini Dome Cameras	31
H4 Multisensor Cameras	32
H4 IR PTZ Cameras	33
H4 Thermal Cameras	34
H4 Elevated Temperature Detection (ETD) Solution	35
H4ES Cameras	36
H4 Video Intercom	37
FIPS Cryptography Support	38
Fixed Camera Accessories	39



VIDEO INFRASTRUCTURE

42

Network Video Recorders (NVRs) & Workstations	43
NVR4X Premium FIPS Series	44
AI NVRs	45
HD Video Appliances	45
ES Appliance	46
ACC ES Rugged Appliance	47
Avigilon Video Archive	47
Remote Monitoring Workstations	48
Avigilon AI Appliance	49
IP Horn Speaker	50



ENTERPRISE-GRADE PRIVATE BROADBAND

51

Nitro	52
-------	----



VIDEO MANAGEMENT SOFTWARE

53

For Fixed Video	
Avigilon Control Center (ACC) Software	54
Avigilon Cloud Services (ACS) Platform	56




CAPTURE EVERY INCIDENT. RECORD EVERY ENCOUNTER.

SOLUTIONS FOR LAW ENFORCEMENT

Video is a vital technology for public safety agencies around the world. Whether you use it to maintain security, identify suspects, gather evidence or initiate a response, having eyes on the scene is an important advantage to your team. Motorola Solutions maintains a comprehensive portfolio of video solutions, including the storage, management and analytics applications you'll need to fully utilize your new streams of intelligence.

From body-worn cameras to fixed infrastructure. From thermal cameras to access control, we have the solutions that can help you keep your community safer.



BODY-WORN CAMERAS

For modern public safety professionals, body-worn cameras have become almost as important as two-way radios. To improve accountability, discourage frivolous lawsuits and maintain the trust of the community, it's critical that your officers capture video records of their interactions with citizens. The VB400 is a high-performance ruggedized camera, available worldwide outside of North America, that offers multiple options for connection and customization.



VB400 CAMERAS

AVAILABLE FOR PUBLIC SAFETY USE GLOBALLY OUTSIDE OF NORTH AMERICA

Offers public safety professionals a ruggedized, feature-rich recording device designed for those on the front line. Both WiFi- and Bluetooth-enabled, the VB400 is optimized to perform when it matters most.









SPECIFICATIONS

MODEL NAME		VB400
PART NUMBER		VB-400-64- F -N
Features	Dimensions (H x W x D)	2.7 x 3.5 x 1.04 in (68 x 89 x 26.6 mm)
	Weight	5.7 oz (162 g), plus mounting
	Charging	Up to eight hours from fully flat battery
	Bluetooth	BT 2.1 + EDR, BLE 4.2
Video	Recording Storage	64 GB
	Recording Time	Up to 12 hours
	Battery On Standby	48 hours
	Battery Type	Lithium-Polymer
	Horizontal Field of View	120 degrees
	Peer-Assisted Recording	Within 32.8 ft (10 m) of another device
WiFi	WiFi Specification	802.11 a/b/g/n (2.4 GHz & 5 GHz)
	WiFi Security	WPA2-PSK
	WiFi Streaming	640 x 360, 25 or 30 fps

FIXING AND MOUNT OPTIONS F	
QR Quick Release Fixing	Suitable for attaching to the quick release fixing options
KF Klick Fast Harness	Suitable for directly attaching to the Klick fast fixing options
VF Close-Fit Mount	Suitable for attaching to the close fit mount options
ALIG Alligator Clip	Comes with a factory fitted alligator clip

KEY FEATURES

-  RFID Assignment
-  Configure up to 2 Minutes of Pre-Recording
-  Internal GPS Receiver
-  Holster Sensor
-  Bluetooth
-  Records for Up to 12 Hours

LEARN MORE



SECURITY & CERTIFICATION

Storage Media	Internal solid state
Access	Sealed unit, no user access to storage media or battery
EMC Certification	Yes
FCC Certification	Yes
CE Certification	Yes
Environmental Certification	IP67 weather rating

Part number varies based on fixing or mount options **F**.

VB400 CAMERA ACCESSORIES

AVAILABLE FOR PUBLIC SAFETY USE GLOBALLY OUTSIDE OF NORTH AMERICA

There are a variety of accessories to ensure your body-worn camera can be fixed securely to any uniform or clothing.



COMPATIBILITY

MODEL NAME PART NUMBER	VB-400 WITH QUICK RELEASE BACK VB-440-64-QR-N	VB-400 WITH Klick FAST BACK VB-440-64-KF-N	VB-400 WITH CLOSE FIT BACK VB-440-64-VF-N	VB-400 WITH ALLIGATOR CLIP VB-440-64-ALIG-N
Custom VB400 Front-button Sticker (Design) (VB-400-ID-CUS-ART)	Compatible			
Custom VB400 Front-button Sticker (Print) (VB-400-ID-CUS-100 or 250/1000/5000)	Compatible			
Klick Fast Quick Release Stud (VB-400-QR-KFSTUD)	Compatible			
Klick Fast Quick Release Tilt Mount (VB-400-QR-KFTILT)	Compatible			
Klick Fast Quick Release Wide Tilt Mount (VB-400-QR-KFTILT2)	Compatible			
Quick Release Sports Camera Pillar (VB-400-QR-SPORT)	Compatible			
Klick Fast 3-Point Chest Harness (KF-HARN3) ¹	Compatible			
Klick Fast 4-Point Chest Harness (KF-HARN4) ¹	Compatible			
Klick Fast Shoulder Harness (KF-HARN5) ¹	Compatible			
Klick Fast Uniform Screw-on Dock (KF-SCREW) ²	Compatible			
Klick Fast Radio Loop Dock (KF-LOOP) ²	Compatible			
Klick Fast Dock Clamp (KF-DOCKCLAMP) ²	Compatible			
Klick Fast Dock Epaulette (KF-DOCKEP) ²	Compatible			
Klick Fast Magnetic Mounting Set (w/o magnet) (KF-MAGMOUNT) ²	Compatible			
Klick Fast Dock for MOLLE Vests (KF-MOLLEVEST) ²	Compatible			
Close-Fit Magnetic Mount (VB-400-VF-MAG)			Compatible	
Close-Fit Double MOLLE Mount (VB-400-VF-MOL2)			Compatible	

¹ Klick Fast Harnesses are compatible with the VB-440-64-QR-N when used in conjunction with Klick Fast Quick Release Fixings. Also available for the VB-440-64-KF-N camera.

² Available for the VB-440-64-QR-N when used in conjunction with Klick Fast Quick Release Fixings.

VB400 CAMERA DOCKS

AVAILABLE FOR PUBLIC SAFETY USE GLOBALLY OUTSIDE OF NORTH AMERICA

For downloading of video and rapid charging of body-worn cameras.



SPECIFICATIONS

MODEL NAME	VB400 1-PORT DOCK	VB400 14-PORT DOCK
PART NUMBER	VB-400-DOCK-SOLO	VB-400-DOCK14 ²
Dimensions (H x W x D)	2.95 x 3.54 x 1.57 in (75 x 90 x 40 mm)	1.5 x 7.87 x 17.17 in (38 x 200 x 436 mm)
Weight	8.6 oz (244 g)	4.85 lb (2.2 kg)
Scalability	Up to four 1-Port Docks can be connected to a DockController	Multiple docking stations can beconnected to a single PC or DockController
Charging	This dock can charge a VB400 in up to eight hours from a fully flat battery	This dock can charge a VB400 in up to eight hours from a fully flat battery
Connection	Single USB to PC	Single USB to PC or DockController, and a mains adaptor for power
Power Requirement	5V USB	12V/5A PSU, input 100-240V (PSU supplied)

LEARN MORE



² Part number varies based on power outlets: VB-400-DOCK14/US, VB-400-DOCK14/UK, VB-400-DOCK14/EU, VB-400-DOCK14/ROW.



RFID READER & ACCESSORIES

AVAILABLE FOR PUBLIC SAFETY USE GLOBALLY OUTSIDE OF NORTH AMERICA

Connect an RFID reader to a DockController device to make body-worn camera allocation quicker and easier, using your organization’s existing ID or access cards.



SPECIFICATIONS

MODEL NAME		RFID READER
PART NUMBER		RF-220
General Information	Typical Usage	Attached to a DC-200 via USB connection
	Management Software	VideoManager
	Warranty	1 year return to manufacturer warranty
	Snap-in Holder	The Snap-in Holder is used to fix the RF-220 to a flat surface
Size & Weight	Dimensions (H x W x D)	3.5 x 2.2 x 0.7 in (88 x 56 x 18 mm)
	Weight	4.1 oz (115 g)
Technical Specifications	Frequency	Low Frequency: 134.2 kHz, High Frequency: 13.56 MHz
	Read / Write Distance	4 in (100 mm) for both Low Frequency and High Frequency
	Supported Compatible Card Standards	Including but not limited to:
		ISO1443A (e.g. MIFARE Classic) ISO14443B (e.g. HID iCLASS) ISO15693 (e.g. HID iCLASS SE) Access Control Manager (ACM) door access cards

KEY FEATURES



Secure & Efficient
Camera Allocation



No Need to
Log in Each Time



Automatic Association
Between Camera & User

LEARN MORE



RFID READER ACCESSORIES

TYPE	PART NUMBER
RFID Sticker-Style Tag (x10)	RF-STICKER-10
RFID-Card (x10)	RF-CARD-10

RFID Readers and accessories are compatible with VT100 & VB400 body-worn cameras



DOCKCONTROLLER

AVAILABLE FOR PUBLIC SAFETY USE GLOBALLY OUTSIDE OF NORTH AMERICA

Simultaneously manage up to 84 body-worn cameras while also assigning them to operators using VideoManager software



SPECIFICATIONS

MODEL NAME		DOCKCONTROLLER
PART NUMBER		DC-200/R
General Information	Typical Usage	Connected to VideoManager over Ethernet, with multiple docks attached via USB
	Management Software	VideoManager
	Warranty	1 year return to manufacturer warranty
Size & Weight	Dimensions (H x W x D)	6.1 x 5.3 x 1.5 in (154 x 136 x 37 mm)
	Weight	23.3 oz (660 g)
Scalability	Body-Worn Camera Support	Connect up to 84 body-worn cameras to one DC-200. Ideal for use with 14-port docks. Can also be used with up to 4 individual 1-port docks.
	Unlimited VideoManager Connectivity	There is no limit on the number of DC-200s that can be connected to an instance of VideoManager
Technical Specifications	Operating Temperature	32 to 104 °F (0 to 40 °C)
	Storage Temperature	-67 to +158 °F (-55 to +70 °C)
	Input Voltage (to supplied external power supply)	100 - 240V, 47 - 63Hz
	Maximum Power Consumption	20W
Connectivity	High-Speed Footage Downloads	Gigabit Ethernet Port (1000/100/10 mbps) for rapid footage download and body-worn camera assignment
	RFID-Compatible	Attach an RFID reader to one of the DC-200's USB ports to enable quick body-worn camera assignment
	Bandwidth Restrictions	Apply bandwidth rules to individual DC-200s to control how much footage is uploaded to VideoManager, and when
	High-Priority Configuration	Prioritize certain DC-200s to ensure that their footage is downloaded to VideoManager first
	Slow Connection Configuration	DC-200s with this setting enabled will continuously try to offload footage to VideoManager, ignoring the bandwidth limit
	Shared Bandwidth Groups	Add multiple DC-200s to one bandwidth group to ensure that the bandwidth limit is shared equally between them

KEY FEATURES



Connect up to 84 Body-Worn Cameras




Supports RFID Touch-Assign

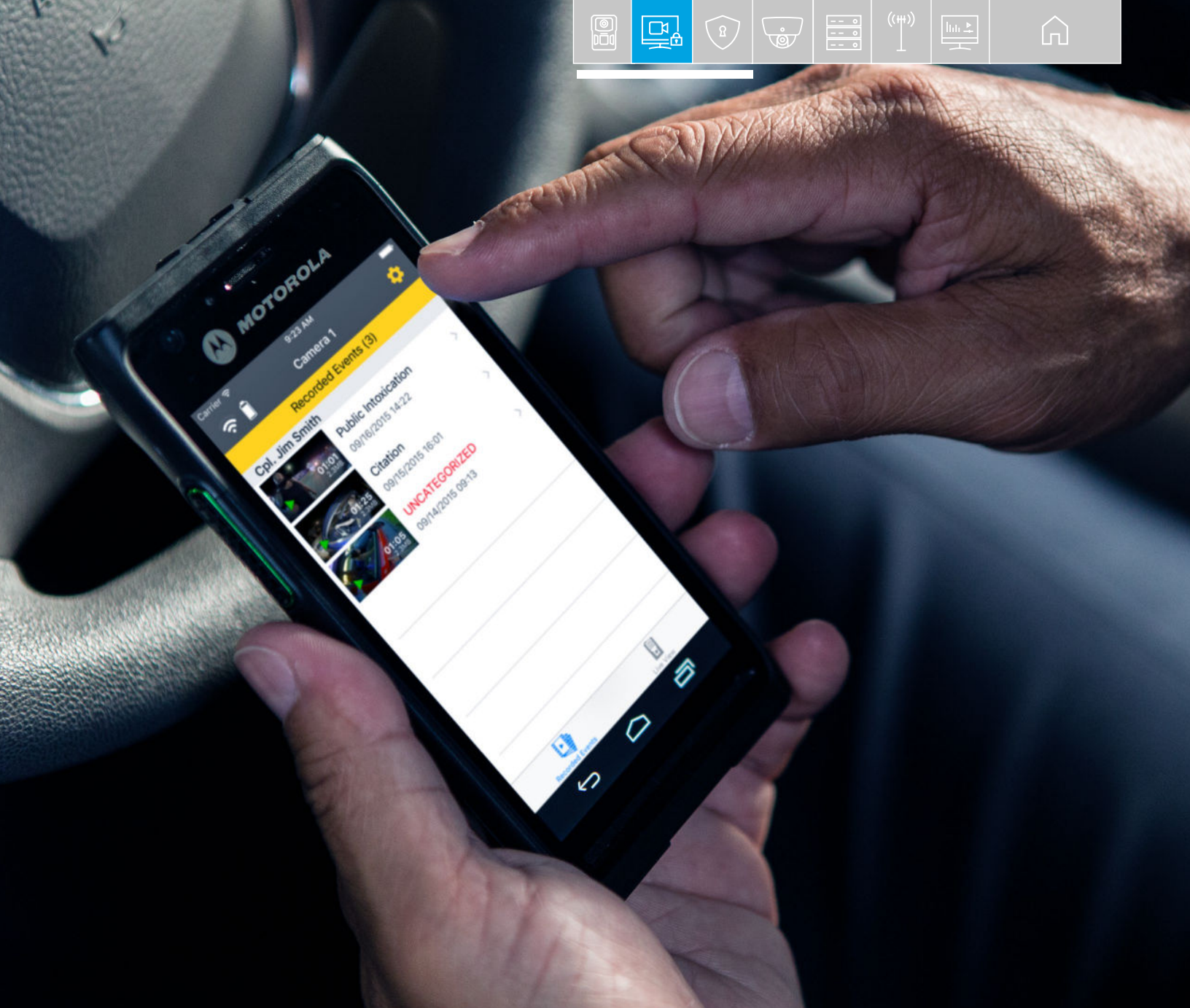
LEARN MORE



REGIONAL COMPATIBILITY

US	United States
UK	United Kingdom
EU	Europe
AUS	Australia
ROW	Rest of World

Part number varies based on regional compatibility .



VIDEO & CAMERA MANAGEMENT SOFTWARE

To keep your fleet of body-worn and in-car cameras operating at peak efficiency, you'll need a system management platform. You'll need to be able to assign ownership, change settings, update firmware and manage permissions on your devices before you can send them out to capture video. And capturing video is just the start. Once you have that footage, you'll need to upload it, store it, categorize it, redact it, share it and archive it. That's why you need powerful software behind your cameras.



VIDEOMANAGER SOFTWARE

SUPPORTS VB400 BODY-WORN CAMERAS

Browser-based system for management of users and devices as well as the managing, storing and sharing of digital evidence.



SPECIFICATIONS

Workflow Control	Granular Permissions	Users can only access the parts of the VideoManager interface which are relevant to their workflow.
	Granular Sharing	Incidents and videos can be automatically or manually shared between users and groups on VideoManager. Instances can be shared with workers who are not on VideoManager, using time-sensitive links or exports.
	Permissions Overview	Administrators can see permissions associated with a user, and how they got those permissions.
	Privilege Escalation	Authorized users can temporarily elevate their privileges for a limited time, in order to perform certain actions on VideoManager.
	Deletion Policies	Configure how long footage is kept on VideoManager before it is deleted.
	Automatic DockController Firmware Upgrades	Ensure your suite of DockControllers always have the latest firmware, eliminating manual upgrades. Configure a specific timeframe for DockController firmware upgrades, to minimize workflow disruption.
Security	Comprehensive Audit Trail	A comprehensive audit log of every action performed in the system is created. Users can create and download audit logs to view these actions if necessary.
	Access Control Keys	Without a device's access control key, undownloaded footage on a device is inaccessible.
	File Space Encryption	Footage, report and export filespace are automatically encrypted for extra security.
Scalability	Bulk Edit	Large numbers of events can be instantaneously deleted or added to incident collections. Large numbers of body-worn cameras can be assigned or upgraded in parallel.
	User Groups	Put multiple users in a group for sharing and management purposes. Groups can be supervised by individual users, or other groups.
	Reports Creation	Download reports detailing various aspects of VideoManager activity e.g. when devices were docked and undocked.
	Live Statistics	View real-time statistics with information about how VideoManager is being used.
Technical Specifications	Compatible Server Platforms	Windows Server 2016 Essentials, Standard and Datacenter, Windows Server 2012 R2 Essentials, Standard and Datacenter, Windows Server 2012 Essentials, Standard and Datacenter, Windows 10 Pro and Enterprise and Windows 8.1 Pro and Enterprise
	Compatible Client Browsers	Microsoft Internet Explorer 11 (Windows 7/8.1/10), Microsoft Edge 14+ (Windows 10), Firefox 47+ (Windows 10), Chrome 48+ (Windows 7/8.1/10, MAC OS X v10.10)

CONNECTIVITY FEATURES

- Integrates with ACC video management software (via ONStream technology)
- Can be enabled as a central VideoManager, to which other instances of VideoManager ("sites") can be connected
- Connect VideoManager to CommandCentral Vault, for footage storage and correlation with other CommandCentral Suite applications¹
- Group footage and other important media in an incident for ease of view


EVIDENCE PREPARATION FEATURES

- Put multiple incidents in an incident collection for sharing and management purposes
- Redact footage and images using effects like blurring, pixelation and highlighting. Audio, text and zoom redactions are also available
- Non-video media (PDFs, MP4s, JPGs), and videos which were not recorded using VT100 or VB400 can be imported to VideoManager and added to incidents

LEARN MORE



¹Requires CommandCentral Vault subscription.



ACCESS CONTROL

The Motorola Solutions Access Control Manager (ACM) system is a physical access control system for large-deployment installations, designed to help you focus on securing your people, property and assets — even those that span across a large perimeter — while giving you the flexibility to respond to alerts wherever you are. It seamlessly integrates with ACC software to provide you with a powerful and unified security solution that helps you proactively monitor and secure your sites.



ACM 6 SOFTWARE

Access Control Manager (ACM) is a physical access control system for enterprise-class installations, designed to protect people, property and assets with advanced alarm and identity management providing superior control of access to facilities. This 100% browser-based solution offers the flexibility to respond to alerts from anywhere. ACC unification offers a powerful end-to-end security solution to monitor and secure sites.



DETAILS

Identity Management	Integrated Badging	Ability to design and print badges from within the ACM Browser.
	Collaborations	Collaboration provides the ability to exchange data between the access control appliance application and a large number of other database types (e.g., LDAP, SQL Server, Oracle RDBMS, CSV imports, Generic XML, REST API Tools).
	Identity Correlation Report	Contact tracing tool to help verify identities that may be at risk by having close contact with infected individuals.
Alarm Management	Event Correlation & Alarm Monitoring	Alarm management workflow, with visual representations of alarms using color-based priority indicators, audible alerts, the ability to view live and recorded video, append notes, receive instructions, acknowledge and clear alarms.
	Integrated Video & Mapping Interface	Automated alarms generated by ACM can be viewed on a map and linked to the associated live or recorded video stream from ACC software.
	Email Notifications	Receive automatic email notifications of access control events.
	Identity Mustering	This interactive tracker can pinpoint missing personnel quickly with a real-time visual display of where people are at all times based on their badging activity.
Open-Field Hardware Support & Integrations	Controllers & Sub-Panels	Protect and future-proof your access control investment by using open-field hardware from leading manufacturers.
	Intrusion Detection	Integration to intrusion detection systems to automate the management and control within the ACM system.
	Wireless Locks	Integration with leading third-party wireless lock vendors.
	Biometric Readers	Integration to biometric fingerprint reader technology.
	pivCLASS	Integration with HID® pivCLASS® technology when implemented in an HSPD-12 environment requiring FIPS 201-2 evaluation program approval.
	Video Security	Unification with ACC software and integration with other third-party video management software to better inform responses with video context.
Easy to Use & Deploy	Turnkey Operation	Easy installation experience with server appliances that are ready to go the moment you plug them in.
	Templates	Wide selection of easy-to-use templates for doors and wiring for faster configuration.
	Customized Reporting	Pre-defined, ready-made reports that can be customized to display important access control data.
	Peer-to-Peer Replication	Patented technology that allows for replication of identity data on multiple appliances across many sites. This embedded technology requires no additional software or hardware and simplifies identity management, promotes consistency of identity data and reduces data entry efforts.
	Scalable Deployment Model	ACM appliances allow you to start with what you need on individual appliances, then expand by adding doors and replicating to additional appliances as your organization grows.
	Mobile App	ACM Expedite provides quick and easy access to pre-configured global actions, allowing operators on-the-go to swiftly perform daily operations such as unlocking a door, and responding to critical events such as a sitewide lockdown – all from their mobile device.

KEY FEATURES

The Avigilon Access Control Manager (ACM) system is designed to keep your focus on securing people, property and assets, and maximize your time by helping you respond immediately to alerts wherever you are. The ACM™ system is 100% browser-based, requiring no software installation. Deploying hardened linux-based appliances, we use open-field hardware to leverage a breadth of standardized products from trusted manufacturers for different solutions to uniquely

fit customer needs. It also supports third party integrations through our RESTful API. The ACM system leverages an open architecture, integrates identity management and video surveillance such as ACC video management software and achieves a high level of scalability with a low cost of ownership. It delivers a ready-to-deploy solution that provides the performance you expect from an enterprise-class solution.

LEARN MORE





ACM™ 6 SYSTEM

Designed to help you focus on securing your people, property and assets, while giving you the flexibility to respond to alerts wherever you are.

SPECIFICATIONS



EDITION	PROFESSIONAL	ENTERPRISE	ENTERPRISE PLUS	VIRTUAL
PART NUMBER	AC-APP- R R-PRO-6	AC-APP- R R-ENT2-6	AC-APP- R R-ENT-PLUS-6	AC-APP- R R-VM-6-P
Appliance Type	Small form factor, desktop	1U rack mount chassis		VMware vSphere® ESX(i) 6.5+ ¹ or Microsoft Hyper-V
Max. Number of Doors	16–32	16–400	16–2048	16–2048
Max. Simultaneous Operators	10	20	50	
Max. Identities	75,000	250,000	500,000	
Max. Stored Transactions	75,000,000	150,000,000		
Storage	500 GB (7.2K RPM SATA)	1 TB (7.2K RPM SATA 6 Gbps)	1.3 TB (4 x 480 GB SSD RAID5)	1 TB SSD ¹
Processor	3.7 GHz Intel® Pentium® 5400 (4 MB cache, 2C/4T, 65 W)	Intel Xeon E-2124 3.3GHz, 8M cache, 4C/4T, turbo (71W)	3.8 GHz Intel Xeon E3-1270 v6 (8 MB cache, 4C/8T, Turbo, 72 W)	3.8 GHz Intel Xeon E3-1270 v6 (8 MB cache, 4C/8T)
Memory	4 GB (1 x 4 GB) (2.6 GHz DDR4 Non-ECC)	8GB 2666MT/s DDR4 ECC UDIMM	32 GB (2 x 16 GB) (2400 MT/s DDR4 UDIMMs)	32 GB ¹
Network Interface	1 Gigabit Ethernet Intel	1 Gigabit Ethernet Broadcom 5720		1 Gigabit Ethernet ¹
Replication & Hot Standby Auto Failover	No	Yes		
RAID & Hot-Swap Components	No		Yes	Yes ¹
LICENSE OPTIONS				
Max. Number of Doors Supported per License R	16 doors 32 doors	16 doors 32 doors 64 doors 128 doors 256 doors 400 doors	16 doors 256 doors 512 doors 1024 doors 2048 doors	16 doors 32 doors 64 doors 128 doors 256 doors 512 doors 1024 doors 2048 doors

STANDARD FEATURES

- Quick online license management
- Email notification
- Event monitoring and schedules
- Identity search, import/export and management
- Panel and door status
- Preconfigured and custom reports
- Firmware updates
- OSDP In/Out door support
- Backup and restore
- PoE compatible Mercury hardware
- Migration from ACM Embedded Controller
- Mercury and HID hardware interoperability
- Software integrations (video, intrusion, wireless locks and visitor management)
- Biometric integrations
- Support for Mercury Security large encoded card formats
- Graphic maps and muster dashboard
- Photo import/export
- Alarm management and acknowledgment
- Badging
- Multi-language
- System configuration templates for doors, wiring, input, output and doors, to enable quick Batch Add setup
- Mercury Security panel certificates for added security
- GSA approved products list

LEARN MORE



¹ System recommendations.



HARDWARE & INTEGRATIONS



CONTROLLERS & SUB-PANELS

With hardware options for small to enterprise level systems, deploying and managing your ACM system has never been more intuitive and flexible as it is today.



INTRUSION PANELS

Centrally monitor and control Bosch intrusion panels and access events from the ACM system for visual verification of alerts and faster responses. Operators can arm and disarm panels by area, set-up and assign passcode groups to identities, configure the system to send access events to the central monitoring service and more.



READERS & CREDENTIALS

The ACM system offers trusted and secure door readers and multipurpose credential cards to keep security at the forefront of your facility.



BIOMETRIC SOLUTIONS

The integration of ACM with ViRDI's biometric fingerprint reader technology provides further safeguards to high security environments with an extra form of identification.



WIRELESS LOCK INTEGRATIONS

The ACM system seamlessly integrates with third-party wireless locks for you to combine all of the components of an access controlled door into a simplified all-in-one system that saves time and costs.



VISITOR MANAGEMENT

ACM integrates with HID Global's EasyLobby Secure Visitor Management software, which allows organizations to automate the entire process of registering a visitor, printing a badge and capturing detailed information in seconds by simply scanning an ID.



BUNDLED KITS

The ACM Bundled Kits come with everything needed to connect up to 16 doors of access.



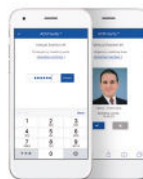
POWER SUPPLIES

High-efficiency, cost-effective power supplies from LifeSafety Power and Elmdene provide all the power needed for up to 16 doors.



FEDERAL GOVERNMENT SOLUTIONS

The ACM system is FIPS 201-2 compliant and is a certified solution on the GSA Approved Product List (APL), meeting the Personal Identity Verification (PIV) requirements mandated for U.S. federal employees and contractors. Customers can conveniently and reliably purchase all components of this fully compliant, GSA-approved FICAM solution directly from Motorola Solutions.



ACM VERIFY VIRTUAL STATIONS

ACM Verify allows any browser-enabled smart device to act as a virtual station. It works by recording and confirming an individual's identity using a PIN code, enabling you to extend the capability of your access system to locations where physical access doors are not feasible.

LEARN MORE





SMART VIDEO SOLUTIONS ENABLE A FASTER RESPONSE

SOLUTIONS FOR COMMUNITY VIDEO SECURITY

The right technology is critical to law enforcement's success in safeguarding business investments within the community and protecting citizens.

Law enforcement agencies across local, state and county levels need to do more with less in order to effectively secure densely populated areas that often span across a large perimeter.

With so much at stake, the ability to monitor potential threats in real time and leverage the power of intelligent forensic video tools could make all the difference in preventing crime and protecting citizens within their community.



FIXED CAMERAS

Motorola Solutions offers a complete video security solution with cutting-edge camera and sensor technologies that are embedded with features like smart analytics, to focus your attention on the important details that help you solve crimes. From traffic enforcement and city surveillance to crime prevention and community protection, assistive AI on board intelligent cameras can help improve response times in the moments that matter most. Infrared (IR) and LightCatcher™ technology help you see more in dark environments, while a 360-degree view for broad coverage with fewer cameras can help to maximize scene coverage for better situational awareness.



H5 PRO CAMERAS

The new Avigilon H5 Pro Camera Line captures the best-in-class image details over vast areas, providing maximum coverage options through our most powerful and innovative ultra high definition cameras yet.



SPECIFICATIONS

MODEL NAME	8 MP (4K ULTRA HD) H5 PRO	16 MP H5 PRO	26 MP H5 PRO	40 MP H5 PRO	61 MP H5 PRO
PART NUMBER	8C-H5PRO-B	16C-H5PRO-B	26C-H5PRO-B	40C-H5PRO-B	61C-H5PRO-B
Resolution	8 MP (4K)	16 MP (5K)	26 MP (6K)	40 MP (8K)	61 MP (10K)
Image Sensor (progressive scan CMOS)	27.2 mm (Type 1.8)			43.3 mm (Type 2.7)	
Max. Dynamic Range				WDR Off: 70 dB WDR On: 120 dB	
Max. Image Rate (50 Hz / 60 Hz)	WDR Off: 25 fps / 24fps WDR On: 16.7 fps / 17.1 fps		16:9: 16.7 fps / 17.1 fps 3:2: 14.3 fps / 15 fps	WDR Off: 10 fps WDR On: 8.3 fps / 8.6 fps	3:2: 7 fps 16:9: 8.3 fps / 8.6 fps
Max. IR Illumination Distance	—				
Environmental	IP66 rating for water resistance with optional appropriate housing				
Lens	Dependent on selected lens capability – see page 38 for lens options				

OPTIONAL LICENSES & ACCESSORIES

PART NUMBER	FIPS LEVEL CAM-FIPS
Camera license to enable FIPS Level 1 cryptographic mode on H5A camera	FIPS Level 1 Encryption

KEY FEATURES

- Next-Generation Video Analytics¹
- Avigilon Appearance Search Technology¹
- FIPS-Compliant Cryptography Available²
- Extended Temperature Range
- LightCatcher Technology
- Audio Recording Capabilities³
- Unusual Activity Detection¹
- Facial Recognition Technology¹
- Compliant with ONVIF Profile G
- H.264 & H.265 HDSM SmartCodec Technology, Motion JPEG
- Wide Dynamic Range
- No Face Mask Detection & Occupancy Counting¹

LEARN MORE



AUDIO, POWER & STORAGE

Audio Compression Method	Opus, G.711 PCM 8 kHz
Audio Input/Output	Line level I/O, A/V mini-jack (3.5mm)
External I/O Terminals	Alarm in, alarm out
External Power Source	VDC: 12 V ± 10%, 18 W; VAC: 24 V ± 10%, 21 VA
PoE Power Source	IEEE802.3at Class 4 compliant
Onboard Storage	2x microSD/microSDHC/microSDXC slot – video speed class required. Class V10 or better recommended.

¹ Not available on H5 Pro 61 MP models.
² Additional license required.
³ Optional.



H5A CAMERAS

Features next-generation video analytics to provide a smarter and more powerful video security solution from the moment you set it up.

SPECIFICATIONS



MODEL NAME	H5A DOME (INDOOR SURFACE)				H5A DOME (IN-CEILING)				H5A DOME (OUTDOOR SURFACE)				H5A DOME (PENDANT)										
PART NUMBER	R.0C-H5A-D L				R.0C-H5A-DC L				R.0C-H5A-DO L				R.0C-H5A-DP L										
WITH OPTIONAL IR ILLUMINATORS	R.0C-H5A-D L-IR				R.0C-H5A-DC L-IR				R.0C-H5A-DO L-IR				R.0C-H5A-DP L-IR										
Resolution (MP) R	2	4	6	8	2	4	6	8	2	4	5	6	8	2	4	5	6	8					
Max. Dynamic Range (dB)	132	126	120		132	126	120		132	126	126	120		132	126	126	120						
Max. IR Illumination Distance (at 0 lux)	35 m (115 ft)		30 m (98 ft)		35 m (115 ft)		30 m (98 ft)		35 m (115 ft)		—		30 m (98 ft)		35 m (115 ft)		—		30 m (98 ft)				
Image Sensor (progressive scan CMOS)	1/2.8"		1/1.8"		1/2.8"		1/1.8"		1/2.8"		1/1.8"		1/2.8"		1/1.8"		1/1.8"		1/1.8"				
Environmental	—																		IP66 / IP67 weather rating, IK10 impact rating				
Onboard Storage	microSD / microSDHC / microSDXC slot – video speed class required. Class V10 or better recommended.																						

LENS OPTIONS L														
①	3.3-9 mm F1.3, P-Iris	Angle of View		34° – 99°	34° – 92°	–		34° – 99°	34° – 92°	–		34° – 99°	34° – 92°	–
		Minimum Illumination (lux)	Color	0.027	0.03	–		0.027	0.03	–		0.027	0.03	–
			Mono	0.014	0.015	–		0.014	0.015	–		0.014	0.015	–
①	4.9-8 mm F1.8, P-Iris	Angle of View		–		52° – 92°		–		52° – 92°		–		52° – 92°
		Minimum Illumination (lux)	Color	–		0.055		–		0.055		–		0.055
			Mono	–		0.028		–		0.028		–		0.028
②	9-22mm F1.6, P-Iris	Angle of View		14° – 31°		–		14° – 31°		–		14° – 31°		–
		Minimum Illumination (lux)	Color	0.052	0.058	–		0.052	0.058	–		0.052	0.058	–
			Mono	0.026	0.029	–		0.026	0.029	–		0.026	0.029	–

KEY FEATURES



Next-Generation Video Analytics



Maximum Image Rate of 30 fps



LightCatcher Technology



Wide Dynamic Range Support



Compliant with ONVIF® Profile S, T and G



H.264 & H.265 HDSM SmartCodec™ Technology, Motion JPEG



Remote Zoom and Focus



FIPS-Compliant Cryptography Available¹

AUDIO & POWER

Audio Compression Method	Opus, G.711 PCM 8 kHz
Audio Input/Output	Line level input/output
External I/O Terminals	Alarm in, alarm out
External Power Source	VDC: 12V, VAC: 24V
PoE Power Source	IEEE802.3af Class3 compliant

¹ Additional license required — see page 38.

Part number varies based on camera resolution R and lens option number L.

ONVIF is a trademark of ONVIF, Inc.

LEARN MORE





H5A CAMERAS

Features next-generation video analytics to provide a smarter and more powerful video security solution from the moment you set it up.



SPECIFICATIONS

MODEL NAME	H5A BOX				H5A BULLET				
PART NUMBER	R.0C-H5A-B L				—				
WITH OPTIONAL IR ILLUMINATORS	—				R.0C-H5A-B0 L-IR				
Resolution (MP) R	2	4	6	8	2	4	5	6	8
Image Sensor (progressive scan CMOS)	1/2.8"		1/1.8"		1/2.8"			1/1.8"	
Max. Dynamic Range	132 dB	126 dB	120 dB		132 dB	126 dB		120 dB	
Max. IR Illumination Distance (at 0 lux)	—				90 m (295 ft) ¹			50 m (164 ft)	
Environmental	—				IP66 / IP67 weather rating, IK10 impact rating				
Onboard Storage	SD card slot – video speed class required. Class V10 or better recommended.								

LENS OPTIONS ³ L (REMOTE ZOOM AND FOCUS)								
2	3.3-9 mm F1.3, P-Iris	Angle of View	34° – 99°	34° – 92°	-	34° – 99°	34° – 92°	-
		Minimum Illumination (color / monochrome)	0.027 lux / 0.014 lux	0.03 lux / 0.015 lux	-	0.027 lux / 0 lux ²	0.03 lux / 0 lux ²	-
2	4.9-8 mm F1.8, P-Iris	Angle of View	-	52° – 92°	-	-	-	52° – 92°
		Minimum Illumination (color / monochrome)	-	0.055 lux / 0.028 lux	-	-	-	0.055 lux / 0 lux ²
3	9-22 mm F1.6, P-Iris	Angle of View	-	14° – 31°	-	14° – 31°	-	-
		Minimum Illumination (color / monochrome)	-	0.058 lux / 0.029 lux	-	0.052 lux / 0 lux ²	0.058 lux / 0 lux ²	-
1	4.7-84.6 mm F1.6, P-Iris	Angle of View	4.1° – 60°	-	-	-	-	-
		Minimum Illumination (color / monochrome)	0.039 lux / 0.02 lux	-	-	-	-	-

KEY FEATURES



Next-Generation
Video Analytics



Maximum Image
Rate of 30 fps



LightCatcher
Technology



Wide Dynamic
Range Support



Compliant with ONVIF®
Profile S, T and G



H.264 & H.265 HDSM
SmartCodec™ Technology,
Motion JPEG



Remote Zoom
and Focus



FIPS-Compliant
Cryptography Available⁴

AUDIO & POWER

Audio Compression Method	Opus, G.711 PCM 8 kHz
Audio Input/Output	Line level input/output
External I/O Terminals	Alarm in, alarm out
External Power Source	VDC: 12V, VAC: 24V
PoE Power Source	IEEE802.3af Class3 compliant

¹ With 9-22 mm lens. Max IR illumination distances varies based on lens and temperature - please refer to camera datasheet.

² With optional IR.

³ Not all resolutions and lens combinations are valid. Please see product datasheet for details.

⁴ Additional license required — see page 38.

Part number varies based on camera resolution ¹ and lens option number ².

LEARN MORE





H5A EXPLOSION-PROTECTED CAMERAS

Features next-generation video analytics to provide a smarter and more powerful video security solution from the moment you set it up.



SPECIFICATIONS

MODEL NAME	COMPACT BULLET	BULLET		PTZ
PART NUMBER¹	6.0C-H5EX-A0-C01	2.0C-H5EX-A0-B01	2.0C-H5EX-F1-B01	2.0C-H5EXPTZ-A0-B030 2.0C-H5EXPTZ-B0-B030 2.0C-H5EXPTZ-C0-B030
	6.0C-H5EX-B0-C01	2.0C-H5EX-A2-B01	2.0C-H5EX-F3-B01	
	6.0C-H5EX-B0-C01	2.0C-H5EX-B0-B01	2.0C-H5EX-G1-B01	
	6.0C-H5EX-C0-C01	2.0C-H5EX-B2-B01	2.0C-H5EX-G3-B01	
Resolution	6 MP	2 MP		
Image Sensor	1/1.8" progressive scan CMOS	1/2.8" progressive scan CMOS		
Max. Dynamic Range (dB)	120 dB			
Max. Image Rate (50 Hz / 60 Hz)	25 fps / 30 fps	60 fps		
Lens	4.9-8 mm	4.3-129 mm (30x zoom)		
Minimum Illumination	0.055 lux in color mode 0.028 lux in monochrome mode	0.1 lux (F/1.6) in color mode 0.03 lux (F/1.6) in monochrome mode		
Horizontal Angle of View (Aspect Ratio)	(16:9) 50°-91°; (3:2) 47°-72°	(16:9) 3.1°-64°		
Vertical Angle of View (Aspect Ratio)	(16:9) 29°-51°; (3:2) 27°-48°	(16:9) 1.7°-38°		
Certifications/Directives	UL, cUL, CE, RCM			
Safety	UL/CSA 62368-1, EN/IEC 62368-1			
Environmental	EN/IEC 60529: IP66, IP67, IP68, IP69; EN 60068-2-52: salt spray; UL50E: 4X, 6P			
Electromagnetic and Explosion Protection	Cameras were tested to Hazloc Canada, Hazloc US, ATEX, IECEx, INMETRO, KCs and EAC Ex standards. For full details, please refer to camera datasheet.			

KEY FEATURES

- Next-Generation Video Analytics
- High Temperature Range
- Explosion Protection
- Wide Dynamic Range
- LightCatcher Technology & Automatic IR Cut Filter
- H.264 & H.265 HDSM SmartCodec™ Technology, Motion JPEG
- Compliant with ONVIF Profile S and Profile T

¹Model number variations are contingent on cabling options – please refer to camera datasheet. Cameras certified by Videotec S.P.A., model MMX.

LEARN MORE





H5A FISHEYE CAMERAS

Provides 360° panoramic views of large areas from a single vantage point. Offers superior situational awareness with no blind spots for a cost-effective solution, along with multiple mounting and accessory options for easy installation.



SPECIFICATIONS

MODEL NAME	SURFACE MOUNT DOME		IN-CEILING MOUNT INDOOR DOME	
PART NUMBER	8.0C-H5A-FE-D01	12.0W-H5A-FE-D01	8.0C-H5A-FE-DC1	12.0W-H5A-FE-DC1
WITH OPTIONAL IR ILLUMINATORS	8.0C-H5A-FE-D01-IR	12.0W-H5A-FE-D01-IR		
Resolution	8 MP	12 MP	8 MP	12 MP
Image Sensor (progressive scan CMOS)	1/1.8"	1/2.3"	1/1.8"	1/2.3"
Max. Dynamic Range	120+ dB			
Max. Image Rate (50 Hz / 60 Hz)	25 fps / 30 fps			
Max. IR Illumination Distance (high power 850 nm LEDs, at 0 lux)	17 m (55 ft)	12 m (39 ft)	—	—
Environmental	IK10 Impact Rating, IP66 and IP67 Weather Rating		IP5X Rating	

LENS				
Fisheye, 1.4 mm, F/2.0	Field of View	360°	—	360°
	Minimum Illumination (color / monochrome)	With IR: 0 lux Without IR: (0.2 lux / 0.1 lux)	—	Without IR: (0.2 lux / 0.1 lux)
Fisheye, 1.6 mm, F/2.0	Field of View	—	360°	—
	Minimum Illumination (color / monochrome)	—	With IR: 0 lux Without IR: (0.38 lux / 0.19 lux)	Without IR: (0.38 lux / 0.19 lux)

KEY FEATURES

- Next-Generation Video Analytics
- Avigilon Appearance Search Technology
- Wide Dynamic Range Support
- FIPS-Compliant Cryptography Available¹
- Adaptive IR Technology²
- Unusual Activity Detection
- Occupancy Counting
- Compliant with ONVIF Profile S, T and G
- H.264 & H.265 HDSM SmartCodec Technology, Motion JPEG

AUDIO, POWER & STORAGE

Audio Compression Method	Opus, G.711 PCM 8 kHz
Audio Input/Output	Line level input and output and built-in microphone (can be enabled)
External I/O Terminals	Alarm in, alarm out
External Power Source	With IR: VDC: 12 V ±10%, 26 W min Without IR: VDC: 12 V ±10%, 11 W min
PoE Power Source	With IR: PoE+: IEEE 802.3at Class 4 Without IR: PoE: IEEE 802.3af Class 3
Onboard Storage	2 × microSD/microSDHC/microSDXC slot – video speed class required. Class V10 or better recommended. Currently one of the two SD card slots is available for onboard storage.

¹ Additional license required — see page 38.

² Adaptive IR technology available on surface mount only.

LEARN MORE





H5A CORNER CAMERAS

Anti-ligature, no-grip and vandal-resistant, the H5A Corner camera can handle the harshest attempts to destroy, detach, attach to or disable it in high-risk environments.



SPECIFICATIONS

MODEL NAME		H5A CORNER, STAINLESS STEEL		H5A CORNER, COLD-ROLLED STEEL	
PART NUMBER		R C-H5A-CR1-SS		R C-H5A-CR1-IR	
Resolution R		3 MP		5 MP	
Image Sensor		1/2.8" progressive scan CMOS			
Max. Dynamic Range		WDR Off: 83 dB WDR On: 126 dB			
Max. Image Rate (50 Hz / 60 Hz)		WDR Off: 25 fps / 30 fps WDR On: 20 fps / 20 fps			
Max. IR Illumination Distance¹ (high power 940 nm LED)		15 m (49 ft)			
Environmental		IP66 and IP67 Weather Rating, NEMA 4X Enclosure Rating, IK10+ Impact Rating		IP66 and IP67 Weather Rating, IK10+ Impact Rating	
LENS (REMOTE ZOOM AND FOCUS)					
3 - 9 mm, F1.3, P-Iris	Horizontal Angle of View (16:9 and 4:3)		34° – 105°		
	Vertical Angle of View (16:9 / 4:3)		19° – 57° / 26° – 77°		
	Minimum Illumination (color / monochrome)		0.027 lux in color mode, 0.014 lux in monochrome mode, 0 lux with IR		

KEY FEATURES

- Next-Generation Video Analytics
- Avigilon Appearance Search Technology
- Wide Dynamic Range Support
- FIPS-Compliant Cryptography Available²
- Extended Temperature Range
- No Face Mask Detection, Occupancy Counting, Social Distancing Technology
- Unusual Activity Detection
- Facial Recognition Technology
- Compliant with ONVIF Profile S, T and G
- H.264 & H.265 HDSM SmartCodec Technology, Motion JPEG
- Invisible IR LED Light

AUDIO, POWER & STORAGE

Audio Compression Method	Opus, G.711 PCM 8 kHz
Audio Input/Output	Line level I/O or built-in microphone
External I/O Terminals	Alarm In, Alarm Out
External Power Source	VDC: 12 V ± 10%, 12 W min; VAC: 24 V ± 10%, 13 VA min
PoE Power Source	IEEE802.3af Class 3 compliant
Onboard Storage	microSD/microSDHC/microSDXC slot – video speed class required. Class V10 or better recommended.

¹IR illumination power may be reduced at higher operating temperatures.

² Additional license required — see page 38.

Part number varies based on camera resolution **R**.

LEARN MORE





H5A DUAL HEAD CAMERAS

The new Avigilon H5A Dual Head Camera is a cost-effective and low profile dual-sensor camera that brings enhanced security to any site, by increasing coverage and minimizing blind posts for those hard to secure areas.



SPECIFICATIONS

MODEL NAME	SURFACE MOUNT DUAL HEAD CAMERA	
PART NUMBER	R C -H5DH-D01-IR	
Resolution R	6 MP (2x 3 MP)	10 MP (2x 5 MP)
Image Sensor	1/2.7" progressive scan CMOS	
Max. Dynamic Range	WDR Off: up to 82 dB, WDR On: up to 120 dB	
Max. Image Rate (50 Hz / 60 Hz)	Analytics ¹ : 24 fps / 25 fps High Frame Rate Mode: 30 fps / 25 fps	Analytics ¹ : 15 fps / 12.5 fps High Frame Rate Mode: 24 fps / 20 fps
Max. IR Illumination Distance ² (high power 850 nm LED)	Wide: 15 m (49 ft) , Tele: 30 m (98 ft)	
Environmental	UL/CSA/IEC 60950-22, IEC 62262 IK10+ Impact Rating	
Lens	3.35-7.0 mm, F/1.93 remote focus and zoom	

KEY FEATURES

	Next-Generation Video Analytics		Unusual Activity Detection
	Avigilon Appearance Search Technology		Facial Recognition Technology
	Wide Dynamic Range Support		Compliant with ONVIF Profile S and T
	FIPS-Compliant Cryptography Available ³		H.264 & H.265 HDSM SmartCodec Technology, Motion JPEG
	Extended Temperature Range		Invisible IR LED Light
	LightCatcher Technology		Audio Recording Capabilities (Optional)
	No Face Mask Detection, Occupancy Counting, Social Distancing Technology		

AUDIO, POWER & STORAGE

Audio Compression Method	Opus, G.711 PCM 8 kHz
Audio Input/Output	Line level I/O
External I/O Terminals	Alarm In, Alarm Out
External Power Source	13W max
PoE Power Source	IEEE802.3af Class 3 compliant
Onboard Storage	2 x microSD/microSDHC/microSDXC slot – video speed class required. Class V10 or better recommended. Currently one of the two SD card slots is available for onboard storage.

¹ Maximum image rate with analytics enabled on all sensors.

² IR illumination power may be reduced at certain operating temperatures.

³ Additional license required — see page 38.

Part number varies based on camera resolution **R**.

LEARN MORE





H5A-PTZ CAMERAS

Combines 360° views for wide area coverage and powerful 36x zoom for long range, evidentiary detail to help you monitor vast areas with ease.



SPECIFICATIONS

MODEL NAME	INDOOR IN-CEILING			INDOOR/OUTDOOR PENDANT		
PART NUMBER	R C-H5A-PTZ-DC36			R C-H5A-PTZ-DP36		
Resolution R	2 MP	4 MP	8 MP	2 MP	4 MP	8 MP
Image Sensor	1/2.8" progressive scan CMOS	1/2.5" Type "Exmor R" CMOS Sensor		1/2.8" progressive scan CMOS	1/2.5" Type "Exmor R" CMOS Sensor	
Optical Zoom	Image Stabilization Off: 36x, Image Stabilization On: 30x					
Pan	360°, endless, 300°/second					
Tilt	-10° to 90°, e-Flip, 300°/second					
Max. Dynamic Range	True WDR: 120+ dB	Digital WDR: 100+ dB		True WDR: 120+ dB	Digital WDR: 100+ dB	
Max. Image Rate	60 fps	30 fps		60 fps	30 fps	
Environmental	IK10 Impact Rating			IK10 Impact Rating, IP66 and IP67 Weather Rating, NEMA 4X Enclosure Rating		

LENS (REMOTE ZOOM AND FOCUS)					
4.3 mm to 129 mm, F/1.6 – F/4.7, autofocus	Horizontal Angle of View	63.7° – 1.9°	–	63.7° – 1.9°	–
	Vertical Angle of View	38.5° – 1.1°	–	38.5° – 1.1°	–
	Minimum Illumination (color / monochrome)	0.1 lux (F/1.6) / 0.03 lux (F/1.6)		0.1 lux (F/1.6) / 0.03 lux (F/1.6)	–
4.4 mm to 88 mm, F/2.0 – F/3.8	Horizontal Angle of View	–	69.7° – 2.2°	–	69.7° – 2.2°
	Vertical Angle of View	–	42.8° – 1.3°	–	42.8° – 1.3°
	Minimum Illumination (color / monochrome)	–	0.3 lux (F/2.0) / 0.09 lux (F/2.0)	–	0.3 lux (F/2.0) / 0.09 lux (F/2.0)

KEY FEATURES

- Next-Generation Video Analytics¹
- Avigilon Appearance Search Technology¹
- Wide Dynamic Range Support
- FIPS-Compliant Cryptography Available²
- No Face Mask Detection & Occupancy Counting
- Unusual Activity Detection
- Facial Recognition Technology
- Compliant with ONVIF Profile S, T and G
- H.264 & H.265 HDSM SmartCodec Technology, Motion JPEG

AUDIO, POWER & STORAGE

Audio Compression Method	Opus, G.711
Audio Input/Output	Line level input/output
External I/O Terminals	2 alarm in, 2 alarm out
External Power Source	24 VDC ±10%; 24 VAC rms ±10%, 50 or 60 Hz
PoE Power Source	60 W PoE: IEEE 802.3bt Class 6 PoE+, 60 W Cisco UPoE, Microsemi 60 W or higher midspans 30 W PoE: IEEE 802.3bt, 802.3at Class 4 PoE+
Onboard Storage	2 × microSD/microSDHC/microSDXC slot – video speed class required. Class V10 or better recommended.

¹ At home position only.

² Additional license required — see page 38.

Part number varies based on camera resolution **R**.

LEARN MORE



2 MP



4 MP / 8 MP





H5A RUGGED PTZ CAMERA









No matter how hard conditions get, this reliable and durable camera can withstand the most severe weather conditions, extreme impact and wind speeds up to 143 mph (230 kph).



SPECIFICATIONS

MODEL NAME	2 MP H5A RUGGED PTZ	4 MP H5A RUGGED PTZ	8 MP H5A RUGGED PTZ
PART NUMBER	2.0C-H5A-RGDPTZ-DP36	4.0C-H5A-RGDPTZ-DP36	8.0C-H5A-RGDPTZ-DP36
Resolution	2 MP	4 MP	8 MP
Image Sensor (progressive scan CMOS)	1/2.8" Progressive Scan CMOS	1/2.5" Type "Exmor R" CMOS Sensor	
Max. Dynamic Range	120+ dB	100 dB	
Max. Image Rate	Up to 60 fps	Up to 30 fps	
Environmental	Type 4X/6P; MIL-STD-167-1A and 810G; IK10; IP66, 67 and 68; NEMA TS2		
LENS			
Lens	4.3 to 129 mm, F/1.6 - F/4.7, autofocus	4.4 to 88 mm, F/2.0 - F/3.8	
Angle of View	Horizontal: 63.7° - 1.9° Vertical: 38.5° – 1.1°	Horizontal: 69.7° - 2.2° Vertical: 42.8° – 1.3°	
Zoom	36x ¹		
Minimum Illumination	0.1 lux (F/1.6) in color mode; 0.03 lux (F/1.6) in monochrome mode	0.3 lux (F/2.0) in color mode; 0.09 lux (F/2.0) in monochrome	
IR & WHITE LIGHT ILLUMINATION – OPTIONAL			
AVUEI8AA: IR Illuminator, 850 nm	Up to 100 m (328 ft)	Up to 30 m (98 ft)	
AVUEI8AAP: Long Distance IR Illuminator, 850 nm	Up to 200 m (656 ft)	Up to 75 m (246 ft)	
AVUEI9AA: IR Illuminator, 940 nm	Up to 75 m (246 ft)	Up to 20 m (66 ft)	
AVUEIWAA: White Light Illuminator	Up to 150 m (492 ft)	Up to 50 m (164 ft)	
AVUEIWAAP: Long Distance White Light Illuminator	Up to 200 m (656 ft)	Up to 100 m (328 ft)	

KEY FEATURES

-  Next-Generation Video Analytics²
-  Avigilon Appearance Search Technology²
-  FIPS-Compliant Cryptography Available³
-  Wide Dynamic Range Support
-  Unusual Activity Detection²
-  Facial Recognition Technology²
-  Compliant with ONVIF Profile S, T and G
-  H.264 & H.265 HDSM SmartCodec Technology, Motion JPEG

LEARN MORE



AUDIO, POWER & STORAGE

Audio Input/Output	None
External I/O Terminals	2 Alarm In, 2 Alarm Out
External Power Source	24 VDC ±10% or 24 VAC rms ±10%, 50 or 60 Hz
PoE Power Source ⁴	90 W PoE: Pihong POE90U-1BT6-A-RC (Avigilon part number POE-INJ-BT-90W-NA)
Onboard Storage	MicroSD/microSDHC/microSDXC slot – video speed class card required. Class V10 or better recommended.

¹ 36x zoom is achieved with Image Stabilization off. Image Stabilization set to on will provide 30x zoom
² Analytics and AI capabilities are based on the home position only.
³ Additional license required — see page 38.
⁴ High power PoE is only guaranteed with the Pihong POE90U-1BT6-A-RC (Avigilon part number POE-INJ-BT-90W-NA). Contact Avigilon [Sales](#) or [Technical Support](#) for more information.



H5SL CAMERAS

Features wide and long-range lens variants that are available in a variety of resolutions to provide you with a simple, flexible and cost-effective security solution.



SPECIFICATIONS

MODEL NAME	H5SL BULLET				H5SL DOME (OUTDOOR)				H5SL DOME (INDOOR)			
PART NUMBER	—				R C-H5SL-D01				R C-H5SL-D1			
WITH OPTIONAL IR ILLUMINATORS	R C-H5SL-B0 L-IR				R C-H5SL-D01-IR				R C-H5SL-D1-IR			
Resolution per Sensor (MP) R	1.3	2.0	3.0	5.0	1.3	2.0	3.0	5.0	1.3	2.0	3.0	5.0
Image Sensor (progressive scan CMOS)	1/2.8"											
Max. Dynamic Range	120 dB											
Max. Image Rate	30 fps			25 fps	30 fps				30 fps			25 fps
Max. IR Illumination Distance	70 m (230 ft) ¹				30 m (100 ft) ¹							
Environmental	IK10 impact rating, IP66 and IP67 weather rating								—			

LENS OPTIONS L (REMOTE ZOOM AND FOCUS)					
1	3–9 mm, F1.4	Max. Angle of View ³	—		
		Minimum Illumination (color / monochrome)	—		
1	3.1–8.4 mm, F1.6	Max. Angle of View ³	34° – 91°	35° – 90°	35° – 90°
		Minimum Illumination (color / monochrome)	0 lux ²		
2	9.5–31 mm, F1.4	Max. Angle of View ³	—	10° – 32°	9.5° – 30°
		Minimum Illumination (color / monochrome)	—	0 lux ²	—

KEY FEATURES

- Unusual Motion Detection
- LightCatcher Technology
- Wide Dynamic Range Support
- Compliant with ONVIF Profile S and Profile T
- H.264 & H.265 HDSM SmartCodec Technology, Motion JPEG

LEARN MORE



AUDIO, POWER & STORAGE

Audio Compression Method	Opus, G.711 PCM 8 kHz
Audio Input/Output	Line level input/output
External I/O Terminals	Alarm in, alarm out
PoE Power Source	IEEE802.3af Class3 compliant
Onboard Storage	microSD/microSDHC/microSDXC slot – video speed class required. Class V10 or better recommended.

¹ Varies based on camera settings and lens option — refer to datasheet.

² With optional IR.

³ Based on aspect ratio — refer to datasheet.

Part number varies based on camera resolution **R** and lens option number **L**.



H5M CAMERAS

Small and mighty, the H5M camera can handle tough environmental conditions while offering advanced AI technology for faster response times and simple installation.




SPECIFICATIONS

MODEL NAME		H5M	
PART NUMBER		R.0C-H5M-DO1-IR	
Resolution (MP) R		2 MP	5 MP
Image Sensor (progressive scan CMOS)		1/2.8"	
Max. Dynamic Range (dual exposure)		110 dB	
Max. Image Rate		30 fps	24 fps
Max. IR Illumination Distance (at 0 lux)		15 m (50 ft)	
Environmental		-30 °C to +55 °C (-22 °F to 131 °F)	


LENS			
2.8mm, F1.2, IR Corrected	Angle of View	(16:9) 112° (5:4) 72° (4:3) 82°	(5:4) 103° (4:3) 104°
	Minimum Illumination (color / monochrome)	0.04 lux / 0.02 lux	0.02 lux / 0.01 lux

KEY FEATURES

- 

Unusual Motion Detection
- 

Compliant with ONVIF Profile S and Profile T
- 

LightCatcher Technology
- 

H.264 & H.265 HDSM SmartCodec Technology, Motion JPEG
- 

Wide Dynamic Range Support

AUDIO, POWER & STORAGE

External I/O Terminals	None
PoE Power Source	IEEE802.3af Class 0 compliant
Onboard Storage	None

Part number varies based on camera resolution **R**.

LEARN MORE





H4 MINI DOME CAMERAS

Our smallest and most discreet camera, providing exceptional image quality for your indoor security needs at an entry-level price point.








SPECIFICATIONS

MODEL NAME		H4 MINI DOME	
PART NUMBER		R C-H4M-D1	
WITH OPTIONAL IR ILLUMINATORS		R C-H4M-D1-IR	
Resolution R	1.3 MP	2 MP	3 MP
Image Sensor (progressive scan CMOS)		1/2.8"	
Max. Dynamic Range		100 dB	
Max. Image Rate		30 fps	20 fps
Max. IR Illumination Distance (at 0 lux)		10 m (33 ft)	
Environmental		Indoor applications	

LENS			
2.8mm, F1.2, IR Corrected	Angle of View	(5:4) 74° (16:9) 110°	(5:4) 94° (16:9) 100° (4:3) 100°
	Minimum Illumination (color / monochrome)	0.01 lux / 0 lux ¹	0.02 lux / 0 lux ¹

KEY FEATURES

-  Unusual Motion Detection
-  LightCatcher Technology
-  Wide Dynamic Range Support
-  Compliant with ONVIF Profile S and Profile T
-  H.264 & H.265 HDSM SmartCodec Technology, Motion JPEG

LEARN MORE



AUDIO, POWER & STORAGE

External I/O Terminals	None
PoE Power Source	IEEE802.3af Class 0 compliant
Onboard Storage	None

¹ With optional IR.
Part number varies based on camera resolution R .



H4 MULTISENSOR CAMERAS

Combines self-learning video analytics with exceptional coverage, featuring three or four individually-adjustable camera sensors that can be positioned to monitor virtually any area.



SPECIFICATIONS

MODEL NAME	3-SENSOR			4-SENSOR		
PART NUMBER¹	R C-H4A-3MH-C			R C-H4A-4MH-C		
Resolution R (total / per sensor)	9 MP / 3 MP	15 MP / 5 MP	24 MP / 8 MP	12 MP / 3 MP	20 MP / 5 MP	32 MP / 8 MP
Image Sensor (progressive scan CMOS)	1/2.8"		1/2.5"	1/2.8"		1/2.5"
Max. Dynamic Range	100 dB					
Max. Image Rate²	30 fps	20 fps	15 fps	20 fps	15 fps	10 fps
Max. IR Illumination Distance (at 0 lux)	30 m (98 ft)					
Environmental	IP66 weather rating, IK10 impact rating. Surface Mount and Pendant only.					

LENS OPTIONS (Remote Zoom and Focus)					
2.8 mm, F1.2	Total Coverage C	270 °	—	360 °	—
	Minimum Illumination (color / monochrome)	0.025 lux / 0.005 lux ⁴	—	0.025 lux / 0.005 lux	—
4 mm, F1.6	Total Coverage C	180 °	—	—	—
	Minimum Illumination (color / monochrome)	0.05 lux / 0.010 lux ⁴	—	—	—
4 mm, F1.8	Total Coverage C	—	270 °	—	360 °
	Minimum Illumination (color / monochrome)	—	0.2 lux / 0.04 lux ⁴	—	0.2 lux / 0.04 lux ⁴
5.2 mm, F1.8	Total Coverage C	—	180 °	—	—
	Minimum Illumination (color / monochrome)	—	0.2 lux / 0.04 lux ⁴	—	—

KEY FEATURES



LightCatcher Technology



Compliant with ONVIF Profile S and Profile T



Wide Dynamic Range Support



H.264 & H.265 HDSM SmartCodec Technology, Motion JPEG



Self-Learning Video Analytics

LEARN MORE



AUDIO, POWER & STORAGE

Audio Compression Method	G.711 PCM 8 kHz
Audio Input/Output	Line level input/output
External I/O Terminals	Alarm in, alarm out
External Power Source	24 VDC ± 10%; 24 VAC rms ± 10%, 50 or 60Hz
PoE Power Source	25.5W PoE+, IEEE 802.3at Type 2 PoE Plus With IR: 51W PoE++ Without IR: 25.5W PoE+, IEEE 802.3at Type 2 PoE Plus
Onboard Storage	MicroSD/microSDHC/microSDXC slot – video speed class required. Class V10 or better recommended.

¹ This is the part number for the camera module only. Please see accessories page for mounting adapters.

² Using High Frame Rate Mode. Image rate is affected by analytics settings — refer to camera datasheet.

³ Compatible with matching Avigilon 60W Injector.

⁴ 0 lux with optional IR illuminator.

Part number varies based on camera resolution **R** and coverage **C**.



H4 IR PTZ CAMERAS

Offers powerful zoom and IR technology to provide broad coverage and allow you to see up to 250 m (820 ft) in complete darkness.



SPECIFICATIONS

MODEL NAME		H4 IR PTZ	
PART NUMBER		R .0C-H4IRPTZ-DP Z	
WITH OPTIONAL WIPER		R .0C-H4IRPTZ-DP Z-WP	
Resolution R	1 MP		2 MP
Image Sensor (progressive scan CMOS)		1/2.8"	
Optical Zoom Z	45x		30x
Pan		360° , endless, 300°/second	
Tilt		-20° to 90° , Auto-Flip, 300°/second max	
Max. Dynamic Range		120+ dB	
Max. IR Illumination Distance (at 0 lux)		250 m (820 ft)	
Environmental		IP66 weather rating, IK10 impact rating	
LENS (REMOTE ZOOM AND FOCUS)			
4.3–129 mm, F1.6–F4.7, Autofocus	Angle of View	1.5° – 63.7°	2.3° – 63.7°
	Minimum Illumination	0 lux	

KEY FEATURES

	Maximum Image Rate of 60 fps		H.264 HDSM SmartCodec Technology, Motion JPEG
	Wide Dynamic Range Support		Self-Learning Video Analytics
	LightCatcher Technology		Compliant with ONVIF Profile S

LEARN MORE



AUDIO, POWER & STORAGE

Audio Compression Method	G.711 PCM 8 kHz
Audio Input/Output	Line level input/output
External I/O Terminals	4 alarm in, 2 alarm out
External Power Source	VDC: 24 V, VAC: 24 V
PoE Power Source	60W PoE++ or 90W PoE++*
Onboard Storage	microSD/microSDHC/microSDXC slot

* Power consumption depends on temperature requirements. Compatible with matching Avigilon 60W or 95W Injector.

Part number varies based on camera resolution R and zoom capabilities Z.



H4 THERMAL CAMERAS

Combines patented self-learning video analytics with thermal technology to provide you with long-range perimeter protection, even under the most challenging conditions.

SPECIFICATIONS



MODEL NAME	H4 THERMAL QVGA			H4 THERMAL VGA		
PART NUMBER	320S-H4A-THC-B050	320S-H4A-THC-B024	320S-H4A-THC-B012	640S-H4A-THC-B050	640S-H4A-THC-B024	640S-H4A-THC- B012¹
Resolution	320x256²			640x512³		
Sensitivity	NETD <60mK					
Image Sensor	Uncooled VOx Microbolometer					
Dynamic Range	-40 °C to 225 °C (-40 °F to 437 °F)⁴					
Operating Temperature Range	-40 °C to +65 °C (-40 °F to 149 °F)					
Environmental	IP66 weather rating, IK10 impact rating			IP66 and IP67 weather rating, IK10 impact rating⁵		
ONVIF Compliance	Profile S and Profile T			Profile S		

LENS OPTIONS							
4.3 mm, F1.0, Athermalized	Angle of View	45.9°	—	—	—	—	—
	Classified Object Detection Range	Human: 68 m (224 ft) Vehicle: 80 m (263 ft) ⁶	—	—	—	—	—
9.1 mm, F1.0, Athermalized	Angle of View	—	21.6°	—	—	—	—
	Classified Object Detection Range	—	Human: 150 m (493 ft) Vehicle: 160 m (525 ft) ⁶	—	—	—	—
8.7 mm, F1.0, Athermalized	Angle of View	—	—	—	50.7°	—	—
	Classified Object Detection Range	—	—	—	Human: 120 m (394 ft) Vehicle: 142 m (466 ft) ⁶	—	—
18.0 mm, F1.0, Athermalized	Angle of View	—	—	10.8°	—	24.3°	—
	Classified Object Detection Range	—	—	Human: 220 m (722 ft) Vehicle: 225 m (739 ft) ⁶	—	Human: 210 m (689 ft) Vehicle: 225 m (739 ft) ⁶	—
36.0 mm, F1.0, Athermalized	Angle of View	—	—	—	—	—	12.2°
	Classified Object Detection Range	—	—	—	—	—	Human: 310 m (1017 ft) Vehicle: 319 m (1047 ft) ⁶

KEY FEATURES



Maximum Image Rate of 8.6 fps



H.264 HDSM SmartCodec Technology, Motion JPEG



Self-Learning Video Analytics

LEARN MORE



AUDIO, POWER & STORAGE

Audio Compression Method	G.711 PCM 8 kHz
Audio Input/Output	Line level input/output
External I/O Terminals	Alarm in, alarm out
External Power Source	VDC: 12 V, VAC: 24 V
PoE Power Source	IEEE802.3af Class 3 compliant
Onboard Storage	SD/SDHC/SDXC slot (minimum class 4, class 6 or better recommended)

¹ Image shows this model.

² Can be scaled up to 640x512.

³ Can be scaled down to 320x256.

⁴ May vary based on operating temperature.

⁵ Enclosure only.

⁶ Detection ranges may vary in different weather conditions.

H4 ELEVATED TEMPERATURE DETECTION (ETD) SOLUTION

Provides a low friction, contactless alternative to traditional screening methods and enables high-throughput pre-screening of people to detect indications of elevated body temperature.



SPECIFICATIONS

MODEL NAME	H4 ELEVATED TEMPERATURE DETECTION SOLUTION
PART NUMBER	H4A-ETD-KIT
Image Sensor	640x512
Accuracy	±0.5 °C (±0.9 °F) for ambient temperature 18–25 °C (65–77 °F)
Sensitivity	NETD <60mK
Pixel Pitch	12 µm
Spectral Range	8 µm to 14 µm
Operating Temperature	18 to 25 °C (65 to 77 °F)
Aspect Ratio	5:4
Angle of View (H x V)	50.7° x 40.4°
Imaging Rate	8.6 fps
Lens	8.7 mm, F1.0, Athermalized
Environmental	IK10 Impact Rating ¹

KEY FEATURES

- Face Detection
- Auto Detection of Inner Canthus Region
- Temperature Overlay on Detected Face
- H.264 HDSM SmartCodec Technology
- Elevated Temperature Alerts
- Relay I/O Connections
- Audio Capabilities

KIT INCLUDES

- Bullet camera
- Blackbody
- 2 Tripods
- 2 Tilt Adapters

¹ Enclosure only

LEARN MORE


















H4ES CAMERA LINE

Combines HD imaging, self-learning video analytics, network video recorder functionality and embedded ACC™ software to create an all-in-one video security solution.

SPECIFICATIONS



MODEL NAME		OUTDOOR DOME – SURFACE			OUTDOOR DOME – PENDANT			INDOOR/OUTDOOR BULLET			BOX				
PART NUMBER	128 GB ONBOARD STORAGE	1.0C-H4A-12G-D01-IR			1.0C-H4A-12G-DP1-IR			R.0C-H4A-12G-B0 L-IR			1.0C-H4A-12G-B1				
	256 GB ONBOARD STORAGE	R.0C-H4A-25G-D01-IR			R.0C-H4A-25G-DP1-IR			R.0C-H4A-25G-B0 L-IR			R.0C-H4A-25G-B1				
Resolution (MP) 															
Image Sensor (progressive scan CMOS)								1/2.8"							
Max. Dynamic Range								120 dB							
Max. IR Illumination Distance (at 0 lux)								30 m (98 ft)			70 m (230 ft) ¹			–	
Environmental								IK10 impact rating, IP66 weather rating						–	
Power Source	External Power	VDC: 12 V, VAC: 24 V						VDC: 12 V, VAC: 24 V			VDC: 12 V, VAC: 24 V				
	PoE	PoE: IEEE802.3af Class 3 compliant													
Onboard Storage (Solid-State Drive)		128 GB	256 GB	256 GB	128 GB	256 GB	256 GB	128 GB	256 GB	256 GB	128 GB	256 GB	256 GB		

LENS OPTIONS ^L (REMOTE ZOOM AND FOCUS)									
1	3–9 mm, F1.3, P-Iris	Max. Angle of View	30° – 91°	32° – 98°	30° – 91°	32° – 98°	30° – 91°	32° – 98°	–
		Minimum Illumination (color / monochrome)	0.04 lux / 0.008 lux		0.04 lux / 0.008 lux		0.04 lux / 0 lux		–
2	9–22 mm, F1.6, P-Iris	Max. Angle of View	–				14° – 29°	15° – 31°	–
		Minimum Illumination (color / monochrome)	–				0.08 lux / 0 lux		–
3	4.7–84.6 mm, F1.6, P-Iris	Max. Angle of View	–						3.3° – 55° 3.5° – 59°
		Minimum Illumination (color / monochrome)	–						0.08 lux / 0.016 lux

KEY FEATURES

- Maximum Image Rate of 30 fps²
- Self-Learning Video Analytics
- Wide Dynamic Range Support
- Unusual Motion Detection
- LightCatcher Technology
- Compliant with ONVIF Profile S and Profile T
- H.264 HDSM SmartCodec Technology, Motion JPEG

AUDIO, POWER & STORAGE

Audio Compression Method	G.711 PCM 8 kHz
Audio Input/Output	Line level input/output
External I/O Terminals	Alarm in, alarm out

¹ With 9–22 mm lens. Max. IR illumination distance varies based on lens and temperature — please refer to camera datasheet.

² High frame rate mode

Part number varies based on camera resolution ^R and lens option number ^L.

LEARN MORE





H4 VIDEO INTERCOM

Integrates a fisheye camera with a high-performance intercom, featuring echo-canceling and noise reduction technologies, for clear two-way communication.





SPECIFICATIONS


MODEL NAME		H4 VIDEO INTERCOM
PART NUMBER		3.0C-H4VI-R01-IR
Resolution		3 MP
Image Sensor (progressive scan CMOS)		1/2.8"
Max. Dynamic Range		120 dB
Max. IR Illumination Distance (at 0 lux)		5 m (15 ft)
Environmental		IP66 weather rating, IK10 impact rating ¹


LENS		
Fisheye, 1.83 mm, F2.4, IR Corrected	Angle of View	170°
	Minimum Illumination	0 lux


KEY FEATURES


- 


Maximum Image Rate of 30 fps
- 

Wide Dynamic Range Support
- 

Avigilon Appearance Search Technology
- 

H.264 HDSM SmartCodec Technology, Motion JPEG
- 

Self-Learning Video Analytics
- 

Compliant with ONVIF Profile S
- 

LightCatcher Technology

AUDIO, POWER & STORAGE

Audio Compression Method	Opus, G.711
Audio Input/Output	Built-in microphone with hardware disable / built-in speaker
External I/O Terminals	1 alarm in, 2 alarm out, 1 tamper out
External Power Source	VDC: 12V
PoE Power Source	IEEE802.3af Class 3 compliant
Onboard Storage	microSD/microSDHC/microSDXC slot

¹ IK08 Impact Rating on bubble.

LEARN MORE







FIPS CRYPTOGRAPHY SUPPORT

Enables Avigilon cameras to be deployed at sites requiring FIPS-compliant cryptography. Configure FIPS compliant (FIPS 140-2 Level 1 and 3) cryptography mode for supported Avigilon cameras to encrypt data-in-flight to Avigilon FIPS Series Network Video Recorders (NVR).

OPTIONAL FIPS LICENSE AVAILABILITY



FIPS LEVEL PART NUMBER		FIPS LEVEL 1 ENCRYPTION CAM-FIPS	FIPS LEVEL 3 ENCRYPTION CAM-FIPS-CRYPT-R-L3
DESCRIPTION		Camera license to enable FIPS Level 1 cryptographic mode on H5A camera	CRYPT-R microSD cards enable hardware-based, tamper-proof protection of encryption keys and certificates for FIPS Level 3 cryptography on all Avigilon H5A Cameras equipped with micro SD card slots.
	H5 Pro Cameras	✓	✓
	H5A Cameras ¹	✓	✓
	H5A Fisheye Cameras	✓	✓
	H5A Corner Cameras ¹	✓	✓
	H5A Dual Head Cameras	✓	✓
	H5A-PTZ Cameras	✓	✓
	H5A Rugged PTZ Cameras	✓	✓

¹ Single microSD card slot, which can be used for either one of ONVIF Profile G recording or FIPS Level-3 encryption at any one time. Alternatively, customers may choose the camera license option for FIPS Level-1 encryption if the card slot is employed for ONVIF Profile G.



FIXED CAMERA ACCESSORIES

H5 PRO CAMERAS

TYPE	PART NUMBER
IP66-rated large housing w/ heater and wall arm	ES-HD-HWS-LG
Large housing w/ cooling fan and wall arm	ES-HD-CWS-LG
IP66-rated extra large house w/ heater. Wall arm sold separately.	ES-HD-HS-XL

H5 PRO CAMERA LENS OPTIONS

DESCRIPTION	PART NUMBER
Sigma 28mm f/1.4	LEF2814SI
Sigma 30mm f/1.4	LEFS3014SI
Tamron 35mm f/1.4	LEF3514TA
Canon 40mm f/2.8	LEF4028CA
Sigma 50mm f/1.4	LEF5014SI
Tamron 90mm f/2.8	LEF9028TA
Canon 16-35mm f/2.8	LEF163528CA2
Sigma 18-35mm f/1.8	LEFS183518SI
Tamron 24-70mm f/2.8 VC	LEF247028TA2
Tamron 70-200mm f/2.8 VC	LEF7020028TA
Tamron 150-600mm f/5-6.3 VC	LEF1506005TA

H5A DOME CAMERAS

TYPE	PART NUMBER
Clear dome bubble	H4A-DD-CLER1
	H4A-DC-CLER1
	H4A-DO-CLER1
	H4A-DP-CLER1
	H4A-DD-CLER1-BL*
	H4A-DC-CLER1-BL*
Smoke dome bubble	H4A-DD-SMOK1
	H4A-DC-SMOK1
	H4A-DO-SMOK1
	H4A-DP-SMOK1
	H4A-DD-SMOK1-BL*
Metal ceiling panel	H4A-DC-CPNL1
Indoor dome camera sidewall knockout plug, pack of 5	H4A-DD-SDWL1
Pendant NPT mount	H4A-MT-NPTA1
Pendant wall arm mount	H4A-MT-WALL1
Corner mount adapter	H4-MT-CRNR1
Pole mount adapter	H4-MT-POLE1
PoE injector	POE-INJ2-STD
USB WiFi adapter	H4-AC-WIFI1-NA
	H4-AC-WIFI2-EU

H5A BULLET & H4 THERMAL CAMERAS

TYPE	PART NUMBER
Junction box	H4-BO-JBOX1
Corner mount adapter	H4-MT-CRNR1
Pole mount adapter	H4-MT-POLE1
PoE injector	POE-INJ2-STD
USB WiFi adapter	H4-AC-WIFI1-NA
	H4-AC-WIFI2-EU

H5A BOX CAMERAS

TYPE	PART NUMBER
Small Format Enclosure	ES-HD-HWS-SM
Standard Format Enclosure	ES-HD-HWS
Standard Format Enclosure for cameras with vented cooler	ES-HD-CWS
Optional PoE+ power module ¹	ES-HD-IPM
Large pole mount for pole diameter 210mm (8.2 in) to 225mm (8.85 in)	ES-HD-MNT-POLE-LG
Medium pole mount for pole diameter 80mm (3 in) to 150mm (5.9 in)	ES-HD-MNT-POLE-MD
Ceiling arm mount ²	ES-HD-MNT-ARM

¹ Compatible with ES-HD-HWS, ES-HD-CWS, ES-HD-HWS-LG, ES-HD-CWS-LG.

² Compatible with ES-HD-HWS-SM, ES-HD-HWS, ES-HD-CWS, ES-HD-HWS-LG and ES-HD-CWS-LG.

H5A FISHEYE CAMERAS

TYPE	PART NUMBER
NPT adapter for the H5A Fisheye surface mount camera	H5A-FE-MT-NPTA1
Pendant wall mount, compatible with H5A-FE-MT-NPTA1	CM-MT-WALL1
Aluminum corner mounting bracket, compatible with CM-MT-WALL1	H4-MT-CRNR1
Package of 3 dome replacement parts for H5A Fisheye surface mount camera	H5A-FE-DD-CLER1
Metal ceiling panel to reinforce the existing ceiling tile in suspended ceiling installations for H5A Fisheye in-ceiling mount camera	H5A-FE-DC-CPNL1

H5A CORNER CAMERAS

DESCRIPTION	PART NUMBER
USB Wi-Fi adapter	H4-AC-WIFI2-NA / H4-AC-WIFI2-EU
3.5 mm jack with 1.8 m fly wire	CM-AC-AVIO1



FIXED CAMERA ACCESSORIES

H5A DUAL HEAD CAMERA

TYPE	PART NUMBER
Replacement Dome Cover	H5DH-DI-CLER1
Optional Junction Box Mounting Adapter	H5DH-DO-JBOX1
Optional Pendant NPT Mounting Adapter	H5DH-MT-NPTA1
Pendant Wall Mount Arm	CM-MT-WALL1
Corner Mounting Bracket	H4-MT-CRNR1
Pole Mounting Bracket	H4-MT-POLE1
PoE injector	POE-INJ2-STD
USB WiFi adapter	H4-AC-WIFI1-NA
	H4-AC-WIFI2-EU

H5A-PTZ CAMERA

TYPE	PART NUMBER
NPT Pendant Adapter	IRPTZ-MNT-NPTA1
Wall Arm Mount	IRPTZ-MNT-WALL1
Pole Mounting Bracket	H4-MT-POLE1
Corner Mounting Bracket	H4-MT-CRNR1
Metal Ceiling Panel for In-Ceiling Installation	PTZMH-DC-CPNL1
Clear Bubble Assembly - Replacement	PTZH5A-CLER1
Smoked Bubble Assembly - Replacement	PTZH5A-SMOK1
Gigabit 802.3bt 60W PoE Injector, single port.	POE-INJ-BT-60W-NA
30W PoE+ Injector. Injector operational temperature range is -20°C (-4°F) to 40°C (104°F). NA/EU/UK/AU options available.	POE-INJ2-PLUS-NA
H4 In-Ceiling PTZ audio retrofit kit	PTZ-ACCS-IC-RETRO
Cable gland nut kit, pack of 10	H5PTZ-ACCS-CABL1

H4 IR PTZ CAMERA

TYPE	PART NUMBER
Pendant wall mount	IRPTZMH-MT-WALL1
NPT adapter	IRPTZ-MNT-NPTA1
	H4-MT-CRNR1
	H4MT-POLE1

H5A RUGGED PTZ CAMERA

TYPE	PART NUMBER
Gigabit 802.3bt 90W PoE Injector, single port	POE-INJ-BT-90W-NA
IR illuminator, 850 nm	AVUEI8AA
Long distance IR illuminator, 850 nm	AVUEI8AAP
IR illuminator, 940nm	AVUEI9AA
White light illuminator	AVUEIWAA
Long distance white light illuminator	AVUEIWAAP
Wall arm mount	AVUEBWAA
Parapet mounting bracket, internal cable channel	AVUEBP0AA
Parapet mounting bracket with quick connectors, RJ45 (Ethernet & PoE) and 4 poles with screw terminal (power & I/O)	AVUEBP4AA
Parapet mounting bracket with quick connectors, RJ45 (Ethernet & PoE) and 7 poles to weld (power & I/O)	AVUEBP7AA
Pole mount adapter, stainless steel AISI 316L, compatible with wall arm mount	AVUEAP
Corner mount adapter, stainless steel AISI 316L, compatible with wall arm mount	AVUEAC
Parapet plate mount adapter, stainless steel AISI 316L, compatible with parapet mounting brackets	AVUEAW
Washer pump, 5 L water tank, pump up to 5m (16.4 ft), 230VAC / 24VAC / 120VAC input	AVWASPT0V5L5M00
Washer pump, 23 L water tank, pump up to 11m (36 ft), 230VAC / 24VAC / 120VAC input	AVWASPT0V23L11M00
Washer pump, 23 L water tank, pump up to 30m (98 ft), 230VAC input	AVWASPT1V23L30M00
Washer pump, 23 L water tank, pump up to 30m (98 ft), 120VAC input	AVWASPT3V23L30M00
Communication box with power supply and switch, 220-230VAC, polycarbonate	AVCOMB100A
Communication box with power supply and switch, 24VAC, polycarbonate	AVCOMB200A
Communication box with power supply and switch, 120-127VAC, polycarbonate	AVCOMB300A
Surge protector for the Ethernet line	AVSURGEPR
Spare wiper blade	AVOUEWIPER
Camera maintenance kit (includes 1 x power connector, 1 x I/O connector, 1 x safety chain coupling plate, 2 x M16 cable glands, 1 x M20 cable gland, 1 x reduction gasket for M20 cable gland, 1 x reduction gasket for M16 cable gland, 1 x base gasket, 1 x Allen wrench, 1 x 2.5A fuse)connector, 1 x safety chain coupling plate, 2 x M16 cable glands, 1 x M20 cable gland, 1 x reduction gasket for M20 cable gland, 1 x reduction gasket for M16 cable gland, 1 x base gasket, 1 x Allen wrench, 1 x 2.5A fuse)	AVOUEMAN

H5M CAMERA

TYPE	PART NUMBER
In-ceiling mount	H5M-MT-DCIL1
Package of 4 camera shroud replacement parts	H5M-DO-BZL1



FIXED CAMERA ACCESSORIES

H4 MINI DOME CAMERA

TYPE	PART NUMBER
Package of 5 black surface mount bezels	H4M-BZL-BL1
Grey in-ceiling mount adapter	H4M-MT-DCIL1
Black in-ceiling mount adapter	H4M-MT-DCIL1-BL
Grey pendant mount adapter	H4M-MT-NPTA1
Black pendant mount adapter	H4M-MT-NPTA1-BL
PoE injector	POE-INJ2-STD

¹ Compatible with ES-HD-HWS, ES-HD-CWS, ES-HD-HWS-LG and ES-HD-CWS-LG.
² Compatible with ES-HD-HWS-SM, ES-HD-HWS, ES-HD-CWS, ES-HD-HWS-LG and ES-HD-CWS-LG.
³ Compatible with ES-HD-HS-XL.

H4 MULTISENSOR CAMERA

TYPE	PART NUMBER
Pendant wall mount (Order one of each of)	H4AMH-AD-PEND1
	H4AMH-DO-COVR1 or H4AMH-DO-COVR1-SMOKE
	IRPTZ-MNT-WALL1
	Optional, H4AMH-AD-IRIL1
NPT mount (Order one of each of)	H4AMH-AD-PEND1
	H4AMH-DO-COVR1 or H4AMH-DO-COVR1-SMOKE
	IRPTZ-MNT-NPTA1
	Optional, H4AMH-AD-IRIL1
In-ceiling mount (Order one of each of)	H4AMH-AD-CEIL1
	H4AMH-DC-COVR1 or H4AMH-DC-COVR1-SMOKE
	Optional, H4AMH-DC-CPNL1 if ceiling panel needed
Surface mount (Order one of each of)	H4AMH-AD-DOME1
	H4AMH-DO-COVR1 or H4AMH-DO-COVR1-SMOKE
	Optional, H4AMH-AD-IRIL1
Camera modules	9C-H4A-3MH-270
	9C-H4A-3MH-180
	15C-H4A-3MH-270
	15C-H4A-3MH-180
	24C-H4A-3MH-270
	24C-H4A-3MH-180
	12C-H4A-4MH-360
	20C-H4A-4MH-360
	32C-H4A-4MH-360
Pole mount adapter	H4-MT-POLE1
Corner mount adapter	H4-MT-CRNR1
Optional injectors and switches	ES-PS-S4
	ES-PS-MNT-POLE1
	POE-INJ2-60W
	POE-INJ2-PLUS

H4SL & H5SL DOME CAMERAS


TYPE	PART NUMBER
In-ceiling mount	H4SL-MT-DCIL1
NPT adapter	H4SL-MT-NPTA1
Pendant wall arm	CM-MT-WALL1
USB WiFi adapter	H4-AC-WIFI1-NA
	H4-AC-WIFI2-EU
Corner amount adapter	H4-MT-CRNR1
Pole mount adapter	H4-MT-POLE1
Junction box	H4-BO-JBOX1
PoE injector	POE-INJ2-STD

H4 LPC CAMERA

TYPE	PART NUMBER
Pedestal and ceiling mount	ES-HD-MNT-PAR
Large pole mount	ES-HD-MNT-POLE-LG
Medium pole mount	ES-HD-MNT-POLE-MD
Small pole mount	ES-HD-MNT-POLE-SM
Wall reinforcing plate	ES-HD-MNT-PLATE
Corner mount adapter	ES-HD-MNT-CORNER

H4 VIDEO INTERCOM

TYPE	PART NUMBER
Surface mount adapter	H4VI-MT-SURF1
Safety relay	H4VI-AC-RELY1
PoE injector	POE-INJ2-STD



VIDEO INFRASTRUCTURE

Whether you need a few cameras to monitor strategic areas of your precinct or thousands of cameras to monitor city streets and transportation hubs, using a complete Avigilon solution helps take the risk out of deployment and maintenance. Avigilon Network Video Recorders (NVRs) and appliances are pre-configured for enhanced system performance and to save you time during deployment.



NVRS & WORKSTATIONS

All models come with high-performance recording technology, a three-year Avigilon warranty with dedicated support and added features for your security needs.

SPECIFICATIONS



MODEL NAME		NVR WORKSTATION		NVR4X VALUE				NVR4X STANDARD				NVR4X PREMIUM					
PART NUMBER		NVR4-WKS- C TB		NVR4-VAL- C TB				HD-NVR4X-STD- C TB				HD-NVR4X-PRM- C TB					
	Total Capacity C	4	8	6	12	16	24	16	24	32	48	64	96	128	157	192	217
Storage (TB)	Configuration	1 x 3.5" HDD		Up to 4x3.5", hot-swappable				Up to 8x3.5", hot-swappable				Up to 12x3.5", hot-swappable				Up to 18x3.5", hot-swappable	
	Redundancy	—		RAID 5				RAID 6				RAID 60					
OS Volume	Configuration	1 x M.2 SSD Drives		Virtual Disk				2xM.2 SSD Drives									
	Redundancy	—		RAID 5				RAID 1									
Network Interface		2 x 1 GbE		2 x 1 GbE RJ-45 ports (1000Base-T), 2 x 10GbE SFP+ ports ¹				4 x 1 GbE RJ-45 ports (1000Base-T), 2 x 10GbE SFP+ ports ¹				6 x 1 GbE RJ-45 ports (1000Base-T), 2 x 10GbE SFP+ ports				4 x 1 GbE RJ-45 ports (1000Base-T), 2 x 10GbE SFP+ ports ¹	
Max. Recording Rate	1 GbE	120 Mbps		Up to 300 Mbps (max. 300 Mbps per connection)				Up to 700 Mbps (max. 250 Mbps per connection)				Up to 700 Mbps (max. 600 Mbps per connection)					
	10 GbE	—		—				Optional 10 GbE add-on card				Up to 1500 Mbps (max. 1250 Mbps per connection)					
Form Factor		Small Form Factor		1U rack mount chassis				2U rack mount chassis									
Redundant Power Supply		—		Single (optional second power supply available)				Dual redundant, hot-swappable									

CAMERA & ANALYTICS SUPPORT

MODEL	ANALYTICS KIT	AVIGILON ANALYTICS CAMERAS ²		NUMBER OF LPR LANES ³			
		APPEARANCE SEARCH ONLY	FACIAL RECOGNITION + APPEARANCE SEARCH	5 FPS (16KM/H OR <10MPH)	10 FPS (<48KM/H OR <30MPH)	20 FPS (<100KM/H OR <62MPH)	30 FPS (<150KM/H OR <93MPH)
NVR4X Value	HD-NVR-ANK2-1	50	15	2	1	1	—
NVR4X Standard	Built-In	200	50	3	2	1	—
NVR4X Premium	Built-In	200	50	4	3	2	1

LEARN MORE



¹ Optional, transceivers not included.

² These performance figures are based on validation testing by Avigilon, using Avigilon Control Center™ software version 7.6.4. Assumes appliance-wide average per camera rates of classified objects leaving the field of view:

- H5A cameras: one every second
- H4A cameras: one every two seconds
- Non-analytics cameras running Classified Object Detection: one every second

Additional licenses may be required. For more information, contact Avigilon Sales.

³ Assumes a 3 MP camera with 1 MP license plate scan area and Frames Per Second (FPS) to recognize license plates up to vehicle speeds in Kilometers Per Hour (KM/H) or Miles Per Hour (MPH). Results may vary according to camera mounting parameters. LPR does not require an Analytics Kit.

Part number varies based on total storage capacity C.



NVR4X PREMIUM FIPS SERIES

Pre-hardened FIPS-compliant Network Video Recorders provide secure, reliable and scalable platforms for high performance end-to-end security solutions to meet FIPS 140-2 Level 2 Security Requirements and protect data-at-rest.

SPECIFICATIONS



MODEL NAME		NVR4X PREMIUM FIPS SERIES			
PART NUMBER		NVR4X-PRM-FIPS- C TB-NA			
Storage (TB)	Total Capacity C	64	96	128	157
	Configuration	Up to 12 x 3.5", hot-swappable drives			
	Redundancy	RAID 6			
OS Volume	Configuration	2 x M.2 SSD			
	Redundancy	RAID 1			
	OS	STIG-Compliant Microsoft Windows Server 2016			
Network Interface		2 x 10 GbE SFP+ ports (transceivers not included) 6 x 1 GbE RJ-45 ports (1000Base-T)			
Network Video Streaming Performance ¹	Network Connection (Recording Rate)	10 GbE – multiple connections ² (up to 1000 Mbps) 1 GbE – multiple connections (up to 600 Mbps)			
	Playback Rate	Up to 450 Mbps (while simultaneously recording video)			
Recording Storage Capacity		Up to 180 TB raw, 157 TB effective (RAID 6)			
Memory		2 x 16 GB DDR4			
Processor		Intel® Xeon®			
Avigilon Control Center™ Edition		Core, Standard and Enterprise compatible			
Form Factor		2U rack mount			
Local Viewing		No			

CAMERA & ANALYTICS SUPPORT

MODEL	AVIGILON ANALYTICS CAMERAS ²	
	APPEARANCE SEARCH ONLY ³ OR	FACIAL RECOGNITION + APPEARANCE SEARCH ⁴
NVR4X Premium FIPS Series	Up to 200 cameras	Up to 50 cameras

LEARN MORE



¹ These performance figures are based on validation testing by Avigilon, using Avigilon Control Center software. For more information, [contact Avigilon Sales](#).

² The 10 GbE network connection requires the HD-NVR4X-SFPPLUS-SR transceiver accessory.

³ Requires ACC Enterprise license and Avigilon H3A, H4A, or H5A analytic enabled cameras. The Avigilon Appearance Search camera support limit does not affect any NVR throughputs for simultaneous recording, playback and live streaming.

⁴ Cameras enabled for facial recognition must also be enabled for Appearance Search and will reduce the number of cameras available for Appearance Search. For more information, see the [ACC 7 Hardware Sizing Guidelines for Avigilon Appearance Search Technology and Facial Recognition](#).

Part number varies based on total storage capacity C.



AI NVR

The Artificial Intelligence (AI) Network Video Recorder (NVR) is a purpose-built security-hardened NVR, with built-in server-side analytics that unlocks Avigilon’s advanced AI capabilities on any connected video stream. All models come with high-performance recording technology and a 5-year Next Business Day (NBD) with onsite parts delivery warranty.

SPECIFICATIONS



MODEL NAME		AI NVR VALUE		AI NVR STANDARD	
PART NUMBER		AINVR-VAL- C TB		AINVR-STD- C TB	
Storage (TB)	Total Capacity C	6	12	24	32 48
OS Volume	Configuration	2 x M.2 SSD, RAID1			
	Redundancy	RAID 5 - 4 x 3.5", hot-swappable		RAID 6 - Up to 8 x 3.5", hot swappable	
Network Interface		2x1 GbE RJ-45 ports (1000Base-T)		4x1 GbE RJ-45 ports (1000Base-T)	
Network Video Streaming Performance	Recording Rate (1GbE)	Up to 900 Mbps			
	Playback Rate	Up to 800 Mbps			
Form Factor		1U rack mount		2U rack mount	
Redundant Power Supply		Optional			

CAMERA & ANALYTICS SUPPORT

MODEL	ANALYTICS KIT	AVIGILON ANALYTICS CAMERAS¹		NON-ANALYTIC CAMERAS¹		
		APPEARANCE SEARCH ONLY² OR	FACIAL RECOGNITION + APPEARANCE SEARCH²	OR CLASSIFIED OBJECT DETECTION ONLY³	OR CLASSIFIED OBJECT DETECTION + APPEARANCE SEARCH²	OR CLASSIFIED OBJECT DETECTION + APPEARANCE SEARCH² + FACIAL RECOGNITION
AI NVR Standard + Performance Kit	AINVR-STD-PRK	200	100	25	25	23
AI NVR Standard	Built-In	200	100	12	12	11
AI NVR Value	Built-In	200	50	6	6	5

KEY FEATURES

 Object Detection

 Facial Recognition Technology

 Avigilon Appearance Search Technology

 No Face Mask Detection & Occupancy Counting

¹ These performance figures are based on validation testing by Avigilon, using Avigilon Control Center™ software version 7.6.4. Assumes appliance-wide average per camera rates of classified objects leaving the field of view:

- H5A cameras: one every second
- H4A cameras: one every two seconds
- Non-analytics cameras running Classified Object Detection: one every second

Additional licenses may be required. For more information, contact Avigilon Sales.

² Requires H5A, H4A, or Classified Object Detection running on non-analytic cameras.

³ For cameras at 2 MP and 30 images per second (ips).

Part number varies based on total storage capacity C.

LEARN MORE





HD VIDEO APPLIANCES

All-in-one solutions designed to reduce the cost and complexity of video security by simplifying deployment and maintenance.

SPECIFICATIONS



MODEL NAME		HD VIDEO APPLIANCE				HD VIDEO APPLIANCE PRO				
PART NUMBER		VMA-AS3-8P C			VMA-AS3-16P C			VMA-AS3-24P C		
Storage (TB)	Total Capacity C	2	4	8	6	9	12	12	18	24
	Configuration	1 x 3.5" HDD			4 x 3.5" HDD					
	Redundancy	None			RAID 5					
OS Drive		1 x SSD								
Max. Recording Rate		Up to 100 Mbps			Up to 300 Mbps					
Local Monitor Output Support		2 HDMI Ports								
Embedded Network Switch		8 ports			16 ports			24 ports		
Avigilon Appearance Search & Face Recognition Technology	Requirements	ACC Enterprise license and Optional Analytics Kit								
	Number of Avigilon Analytics-Enabled Cameras	50 Avigilon Appearance Search or 35 Avigilon Appearance Search + 15 Face Recognition¹								

LEARN MORE



¹ Cameras with face recognition support also include Avigilon Appearance Search functionality.

Part number varies based on total storage capacity C.

ES APPLIANCE

Designed to keep video analytics and storage at the edge of the network to help lower bandwidth requirements for monitoring remote sites and decrease your system's total cost of ownership.

SPECIFICATIONS



MODEL NAME		ES 8-PORT APPLIANCE	
PART NUMBER		VMA-ENVR1-8P C A	
Storage Capacity (TB) C		4	8
Max. Recording Rate		130 Mbps	
Appliance Analytics Support		Yes ¹	
Form Factor		Small form factor, optional rack mount	
Embedded Network PoE Switch		8 ports	

LEARN MORE



¹ Requires ACC7-VAC optional licenses.

Part number varies based on total storage capacity C.



ACC ES RUGGED APPLIANCE









A rugged and reliable solution for harsh environmental conditions, purpose-built to meet the challenges that are commonly faced in city security, critical infrastructure and temporary security applications.



SPECIFICATIONS

MODEL NAME	ACC ES RUGGED 8-PORT APPLIANCE	
PART NUMBER	VMA-RPA-RGD-8P2	VMA-RPA-RGD-8P4
Storage Capacity (TB)	2	4
Max. Recording Rate	130 Mbps	
Analytics Support	Yes ¹	
Form Factor	Ruggedized case with DIN rail mount option included	
Embedded Network PoE Switch	8 ports	
Warranty	5 year warranty	

KEY FEATURES

-  Video Analytics
-  Embedded Video Management Software
-  Low Voltage Operation
-  Solid-State Drive
-  Remote Notifications
-  Shock & Vibration Tolerant
-  Isolated Digital I/O
-  High Temperature Range

LEARN MORE



¹ Analytics features are included by default with the addition of ACC camera licenses.



AVIGILON VIDEO ARCHIVE

Cost-effective storage option that provides a path for expanding video archives incrementally over time, delivering exceptional reliability with near-zero downtime.



SPECIFICATIONS

MODEL NAME	AVIGILON VIDEO ARCHIVE					
PART NUMBER	AVA-HED1- C TB ¹			AVA-EXP1- C TB ¹		
Storage Capacity (TB) C	225	488	751	263	526	789
Form Factor	5U					
Max. Number of NVRs Connected	4 per Head Unit when attached directly; 12 per Head Unit when using 2 network switches ²					
Redundancy	Erasure coding					
Connectivity	iSCSI					

LEARN MORE



¹ Head units house the controllers that connect either directly with up to 4 NVRs or indirectly with up to 12 NVRs using 2 network switches. Expansion units need to be installed in the same rack and connected to Head Units to expand the capacity up to 1.5PB.

² 12 NVRs must be connected through 2x 10GbE SFP+ network switches to ensure redundancy. The switches are not sold by Avigilon and should be sourced by the customer. Each switch must support at least 12x Downlink ports (1 per NVR) and 4x Uplink ports.

Part number varies based on total storage capacity [C](#).

REMOTE MONITORING WORKSTATIONS

An easy way to add high-resolution monitoring stations to existing systems. Select either a two- or four-monitor workstation, pre-loaded with ACC software.



SPECIFICATIONS

MODEL NAME	2-MONITOR	4-MONITOR
PART NUMBER	RM5-WKS-2MN	RM5-WKS-4MN
Max. Resolution	8 MP (4K)	
Number of Supported Streams	72	144
Form Factor	Small Form Factor	
Number of Supported Displays	2 x mDP/DP/HDMI	4 x mDP/DP/HDMI
Storage for Exports	500 GB	

LEARN MORE





AVIGILON AI APPLIANCE

Enhance the security of your site by incorporating Avigilon Next-Generation Video Analytics on third-party and Avigilon’s non-analytic cameras.



SPECIFICATIONS

MODEL NAME	AI APPLIANCE 2	
PART NUMBER	VMA-AIA2-CG1	VMA-AIA2-CG2
Max. Number of Channels	25	50
Number of Channels Included	10	30
Form Factor	2U rack mount	
Local Monitor Output Support	No	
Embedded Network Switch	No	

CAMERA & ANALYTICS SUPPORT

MODEL	NON-ANALYTIC CAMERAS ¹		
	CLASSIFIED OBJECT DETECTION ONLY ³	OR CLASSIFIED OBJECT DETECTION + APPEARANCE SEARCH ²	OR CLASSIFIED OBJECT DETECTION + APPEARANCE SEARCH ² + FACIAL RECOGNITION
AI Appliance 2 CG2	50	50	43
AI Appliance 2 CG1	25	25	22

LEARN MORE



¹These performance figures are based on validation testing by Avigilon, using Avigilon Control Center™ software version 7.6.4. Assumes appliance-wide average per camera rates of classified objects leaving the field of view:

- H5A cameras: one every second
- H4A cameras: one every two seconds
- Non-analytics cameras running Classified Object Detection: one every second

Additional licenses may be required. For more information, contact Avigilon Sales.

³For cameras at 2 MP and 30 images per second (ips).



IP HORN SPEAKER

The IP Horn speaker provides bidirectional audio and integrates with Avigilon Control Center (ACC) video management software, equipping operators with superior situational awareness to address trespassing or deter intruders.



SPECIFICATIONS

MODEL NAME	ACC ES RUGGED 8-PORT APPLIANCE
PART NUMBER	ACC-SPEAKER
Power Source	PoE/PoE+
Power Consumption	13 W (Using PoE), 22 W (Using PoE+)
Microphone	Electret condenser microphone
Amplifier Rated Output	8 W (Using PoE), 15 W (Using PoE+)
Sensitivity	121 dB (15 W, 1 ml (500 Hz - 2.5 kHz, peak level) 109 dB (8 W, 1 ml (500 Hz - 2.5 kHz, peak level) 110 dB (15 W, 1 ml (100 Hz - 10 kHz, pink noise) 107 dB (8 W, 1 ml (100 Hz - 10 kHz, pink noise)
Frequency Response	315 Hz - 12.5 kHz
Sampling Frequency	8 - 48 kHz
Audio Compression Method	G.711u/a, G.722, L16 (8 - 48kHz)
Environmental	IP66
Warranty	5-year warranty

KEY FEATURES

-  ACC Integration
-  Built-In Microphone
-  Water & Dust Protection
-  Wide Temperature Range

LEARN MORE





ENTERPRISE-GRADE PRIVATE BROADBAND

Nitro by Motorola Solutions is the first fully-managed Citizens Broadband Radio Service (CBRS) platform that combines private broadband data with business-critical voice, delivering enterprise-grade private LTE that is easy-to-deploy and outperforms Wi-Fi. Nitro's integration with Avigilon video security cameras provides large, remote or dense sites with greater video coverage, reliable performance, and robust data security and privacy.*







*Nitro is only available in the USA.



NITRO

Designed to be deployed like a Wi-Fi network, Citizens Broadband Radio Service Devices (CBSDs) are mounted in desired locations and connected to other network gear typically racked in a central location. Avigilon camera connectivity into a Nitro network requires a fixed, third-party OnGo device containing a Nitro SIM card to gain network access and bridge the camera's ethernet communication capability with the network's CBRS wireless protocol.

SYSTEM COMPONENTS

DEVICE IMAGE	DEVICE NAME	DEVICE TYPE	PART NUMBER	DESCRIPTION
	SLX 2000	CBSD (Access Point)	AAE20048ENA1AN	Indoor CBSD 3550-3700M 250mW Includes: CBSD with 64 active stream support, wall/ceiling mount hardware, integrated 8dBi antenna, copper ethernet or fiber backhaul, POE++ or 12V DC input, integrated GPS receiver, PTP license.
	SLX 4000	CBSD (Access Point)	AAE40048ENB2AN	Outdoor CBSD 3550-3700M 316mW. Includes: CBSD with 64 active stream support, pole/wall mount hardware (including adapter bands), copper ethernet backhaul, DC -40 to -57V, 10m DC power cable, GPS antenna for direct mount.
	SLN 1000	Two-Way Radio	HK2120A	Purpose-built CBRS radio, delivering highly reliable broadband push-to-talk. Featuring a built-in Wi-Fi hotspot, the SLN 1000 helps you get the most out of legacy radio equipment, while taking advantage of CBRS mobility and security.
	JUNIPER SRX 345 FIREWALL	Firewall/Router (two (2) required)	T8577A	All Nitro networks require a minimum of one (1) SRX 345 for connectivity to the Nitro Cloud Core. Connection will be through the customer-provided Internet connection. Redundant links and/or redundant configurations are supported, additional switching not included.
	HPE ProLiant DL20 Gen10 Server	OnPrem Edge Gateway	SQM01SUM0319A	Includes: Nitro On-Prem Edge Gateway hardware (HP DL 20 appliance), NA AC power cord, and software. If redundancy or expansion is required, order a quantity of two.
	uFalconSTG PTP Bundle	PTP Timing Source	DSBNDLMSI2	Includes: uFalconSTG PTP, AC/DC Power Adapter, and a rack mounting shelf. All Nitro CBSDs require a timing source, either PTP or GPS. The uFalconSTG PTP provides PTP timing for up to 32 CBSDs, AC/DC power adapter and the rack mounting shelf items detailed below.
N/A	Expansion uFalconSTG PTP with AC/DC adapter	PTP Bundle	DSBNDLMSI21	Includes: PTP server with the AC/DC power adapter and is appropriate when a second co-located PTP server is required (i.e. expansion or redundancy).
N/A	EDGE TIMING MASTER	PTP Accessories	DSMFALCONST8SEGHOC	This is an expansion uFalconSTG PTP server that can be purchased to have redundancy in a network, if a network is being expanded beyond 32 CBSDs or if a spare PTP server is desired. The DSBNDLMSI2 bundle already includes a uFalconSTG PTP server.

*Nitro parts are sold by Motorola Solutions. To resell Nitro, an Avigilon Partner must apply to become a Motorola Solutions Partner: partnerapply.motorolasolutions.com

LEARN MORE





VIDEO MANAGEMENT SOFTWARE

Whether you're monitoring video from fixed cameras or your suite of body-worn cameras, our video management solutions provide the control and AI-enabled tools to help ensure critical events do not go unnoticed.



ACC 7 SOFTWARE

Powerful software doesn't have to be complicated. ACC software leverages AI technology to give you control over your video security and focus your attention on what matters most. Use it with Avigilon cameras and sensors and/or leverage existing assets by using it with third-party devices.



SPECIFICATIONS

MODEL NAME	CORE	STANDARD	ENTERPRISE
Cameras/Server	24	75	>300 ¹
Servers/Site	1	1	>100 ¹
Client Connections per Server	2	10	Unlimited
Rule Triggers	0	51	Unlimited
Avigilon Presence Detector™ Event Trigger	No		Yes
Self-Learning Video Analytics Event Configuration	No		Yes
ACM™ Identity Verification	No		Yes
ACM Identity Search	No		Yes
ACM Remote Door Access Grants	No		Yes
Focus of Attention Interface		No	Yes
AI Appliance Support		No	Yes
AI NVR Support		Yes	
Avigilon Pro Camera Support		No	Yes
Alarm Search		No	Yes
Alarm Notifications and Escalations		No	Yes
Avigilon Appearance Search Technology		No	Yes
Facial Recognition Support		No	Yes
No Face Mask Detection		No	Yes
License Plate Recognition and Event Search		No	Yes
Multi-Camera Privacy-Blurred Export from Avigilon Appearance Search Results		No	Yes
Failover Connections and Redundant Recording		No	Yes
Active Directory Integration		No	Yes

LEARN MORE



¹ Avigilon has tested up to the number indicated, however no limits are imposed by licensing. Actual limits will depend on the hardware environment. ONVIF is a trademark of ONVIF, Inc.



ACC 7 SOFTWARE

STANDARD FEATURES

- Automatic device discovery
- Support for third-party ONVIF compliant cameras and encoders including dual streaming
- Support for H.265, H2.654, MPEG4, MJPEG and JPEG2000 codecs
- HDSM™ and HDSM SmartCodec™ technology support
- ACC Mobile application
- Video analytics overlays
- Light and dark user interface themes
- Unusual Motion and Activity Detection timeline filtering with Skip Play
- Intelligent Motion, thumbnail and event search
- Two-factor authentication and emergency privilege override
- Two-person authenticated recorded video viewing
- Avigilon Cloud Services web client
- FIPS 140-2 encryption
- Occupancy Counting analytics
- Social Distancing analytics
- Multi-camera export
- System & motion event email notifications

LEARN MORE





AVIGILON CLOUD SERVICES

The Avigilon Cloud Services (ACS) platform connects your ACC sites to the cloud and enables secure access to your system from anywhere using an internet browser. Operators can review live and recorded video as well as monitor the health of all cloud-connected ACC sites, including critical components such as cameras and servers.



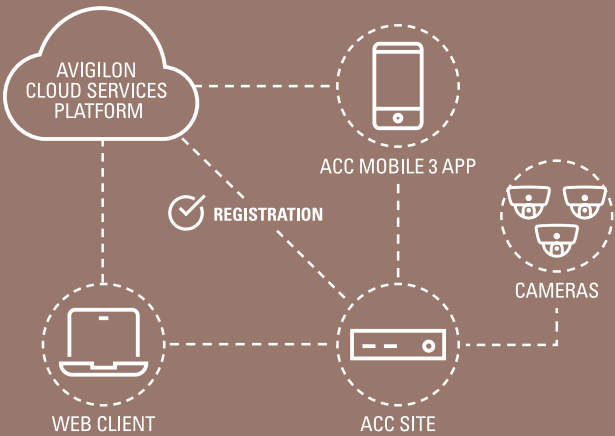
SPECIFICATIONS

Centralized Access	Anywhere Access	Organizations with distributed locations can easily access their ACC sites securely from anywhere on a browser or mobile device.
	Easy Remote Access	Remotely monitor multiple locations and cameras to quickly detect, verify and act on events.
	Cloud Connectivity to ACC Sites	Connect ACC sites to the cloud to converge media access, system management, and integrations.
	Tools for everyday operation	Access live and recorded video, create and view bookmarks, manage PTZ controls, and export videos to a local drive.
	Enhanced Situational Awareness	Provides timely and proactive responses to analytic alarms, sent from ACC software as push notifications directly to the ACC Mobile 3 app.
Security	Firewall Traversal	Firewall traversal enables secure remote access with minimal or no firewall reconfiguration.
	Federated Authentication	Centralize administration of user identities and use corporate credentials to access ACC, ACM and ACS software.
	Seamless User Provisioning	Provisioning users is simple, as existing ACC group privileges are inherited for web client or mobile app viewing.
System Health Monitoring	Real-time Awareness	Confirm the operational status of your deployment to prioritize site maintenance activities and optimize uptime across all system components.
	Health Dashboard	Review a single health dashboard that rolls up the active status of all recorders and connected cameras.
	Remote Configuration Access	Access configuration details of recorders and cameras across all cloud-connected ACC sites.
	Remote Site Upgrades	Push software upgrades remotely to one or more ACC sites simultaneously, ensuring all of your sites are always on the latest versions of ACC.
Technical Specifications	Compatible ACC Platform	ACC 7.10 or later is required to connect ACC sites to Avigilon Cloud Services.
	Compatible ACC Mobile Platform	ACC Mobile 3 App is required to support remote access via a mobile device and to receive analytic alarms from ACC.

KEY FEATURES

The ACS platform enables a modern cloud-connected user experience, accessible without installation from a web browser. It lays the foundation for ACC customers to connect to the cloud and take advantage of capabilities and features that provide centralized access across distributed systems.

Our platform provides for the delivery of value-add services, helping to improve your up-time, and enhance productivity, while also strengthening your security. The ACS platform simplifies the management of physical security systems for customers with multi-site facilities and distributed security systems from anywhere.



LEARN MORE





For more information, visit motorolasolutions.com/en_us/video-security-access-control.html



MOTOROLA, MOTO, MOTOROLA SOLUTIONS and the Stylized M Logo are trademarks or registered trademarks of Motorola Trademark Holdings, LLC and are used under license. AVIGILON, the AVIGILON logo, AVIGILON CONTROL CENTER, ACC, ACCESS CONTROL MANAGER, ACM, LIGHTCATCHER, HD SM SmartCodec, AVIGILON APPEARANCE SEARCH, and AVIGILON PRESENCE DETECTOR are trademarks of Avigilon Corporation. Other names or logos mentioned herein may be the trademarks of their respective owners. Avigilon Corporation protects its innovations with patents issued in the United States of America and other jurisdictions worldwide (see avigilon.com/patents). Unless stated explicitly and in writing, no license is granted with respect to any copyright, industrial design, trademark, patent or other intellectual property rights of Avigilon Corporation or its licensors. © 2022, Motorola Solutions. All rights reserved. 02-2022 [JS01]